City Manager..... (802) 334-5136
City Clerk/Treasurer 334-2112
Public Works/Parks 334-2124
Zoning Adm./Assessor 334-6992
Recreation 334-6345
Fax..... 334-5632

City of Newport
222 Main Street
Newport, Vermont 05855
www.newportvermont.org

Newport City Council Meeting

Regular Meeting Agenda

Monday, March 6, 2023 beginning at 6:30 p.m.

Newport City Council Room

Google Meet joining info

Video call link: https://meet.google.com/wdm-umnx-yik

Or dial: (US) +1 405-492-6030 PIN: 435 590 636#

****Public Informational Meeting on the Articles to be Voted on at the Annual Meeting****

City Council: Paul Monette, Mayor
John Wilson, Council President
Melissa Pettersson
Kevin Charboneau
Chris Vachon

Laura Dolgin, City Manager
James D. Johnson, City Clerk/Treasurer

1. Call the Regular Council Meeting to Order
2. Approve Minutes of February 27, 2023
3. Comments by Members of the Public
4. New Business
5. Old Business
6. Set next meeting: Annual Meeting March 7, 2023, @ 8:00 am - 7:00 p.m., with any other business taking place at 8:00 p.m. The next Regularly Scheduled Council Meeting is scheduled March 20, 2023.
7. Adjourn

Non-confidential materials pertaining to this agenda are available for inspection at the City Clerk's office commencing at 9:00 a.m., the morning of the meeting.

Newport City Council Meeting Participation Guidelines

Newport City Council meetings are for the purpose of allowing Council members to conduct City business. Distinct from public hearings or town meetings, City Council meetings are held in public, but are not meetings of the public. City Council meetings are the only time the City Council members have to discuss, deliberate and decide upon City matters. In an effort to conduct orderly and efficient meetings, the Mayor kindly requests your cooperation and compliance with the following guidelines:

1. Please be respectful of each other, Council members, city staff, and the public.
2. Please raise your hand to be recognized by the Mayor. Once recognized, please state your name and address or affiliation.
3. Please address only the Mayor and not members of the public, staff, or presenters.
4. Please abide by any time limits. Time limits will be used to ensure everyone is heard and that there is sufficient time for the Council to complete their agenda within a reasonable timeframe.
5. The Mayor will make a reasonable effort to allow everyone to speak once before speakers address the Council a second time per the limited 2 minute timeline adopted on January 23, 2017.
6. Once public comment has been heard, discussion will be limited to the City Council members.
7. Please do not interrupt or mock other speakers or otherwise exhibit disruptive behavior during the City Council meeting.
8. Please do not repeat the points made by others, except to indicate agreement or disagreement with other views.
9. Please use the hallway for side conversations. It is difficult to hear speaker remarks when side conversations are occurring in the Council Chamber.
10. Presentations to the Council are not open to public comment. However, per the policy adopted on December 21, 2015, matters on the agenda requiring a vote are open to public comment immediately prior to the Council vote.
11. Individuals who do not abide by these procedures will be asked to leave the Council Chamber.

DRAFT

Council Minutes

February 27,2023

A duly warned meeting of the Newport City Council was held on Monday, February 27, 2023 in the council room in the Newport Municipal Building. Present were Mayor Paul Monette, Council President John Wilson, council members Melissa Pettersson, Kevin Charboneau, and Christopher Vachon, City Manager Laura Dolgin, City Clerk/Treasurer James D. Johnson, Public Works Director Tom Bernier, Police Chief Travis Bingham, Fire Chief John Harlamert, Recreation Director Michael Brown, Zoning Administrator Francis Cheney, Program Administrator Rebecca Therrien, Grandstand Committee President Roger Cartee and members of the Press and Public.

Mayor Monette called the meeting to order at 6:35 PM.

Approval of Minutes

Mr. Vachon moved to approve the minutes of February 6, 2023. Seconded by Mr. Wilson, motion carried unanimously.

Comments by the Public

Anne Chiarello acknowledged the mayor for his years of hard work. And commented on the sewer and water budget.

Jennifer Bjurling commented on the Sewer and Water budget.

Grandstand Association Update

Roger Cartee, Grandstand Association President gave an update on the grandstand and the $500,000 Earmark. Roger also asked that the council approve and accept the earmark and allow the Grandstand Committee to file the required paper work on behalf of the City.

Mayor Monette asked that the city apply for a historic designation from the State of Vermont for the grandstand. The Grandstand Committee will complete the paperwork.

DRAFT

Ms. Pettersson moved to approve of and accept the Federal Earmark Funds in the amount of $500,000 to be used solely for renovation of Newport's Historic Gardner Park Grandstand and Ball Field, in cooperation with the Grandstand Committee, and surplus funds if any, be used to help with maintenance of the grandstand. Seconded by Mr. Wilson, motion carried unanimously.

Ms. Pettersson moved to authorize the Grandstand Committee to apply to the Vermont Division for Historical Preservation for historic designation of the Gardner Park Grandstand. Seconded by Mr. Charboneau, motion carried unanimously.

New Business

Mr. Charboneau moved to approve a vendor's permit for Smokin' Joes BBQ, LLC. Seconded by Mr. Wilson, motion carried unanimously.

Mr. Charboneau moved to approve Liquor and Tobacco licenses for Maplefields and Newport Village Market. Seconded by Ms. Pettersson, motion carried unanimously.

Mr. Vachon thanked Mr. Brown and the Rec. Committee for the Winterfest events.

Ms. Dolgin noted that the Annual Report is on the city web-site and hard copies will be picked up tomorrow.

Old Business

None.

Next Meeting Dates

Regular meeting Monday, March 6, 2023 at 6:30 PM. Info meeting Monday, March 6, 2023 at 6:30 PM. Annual Meeting Tuesday. March 7, 2023, from 8:00 AM to 7:00 PM.

Executive Session to Discuss the Evaluation of a Public Officer or Employee, 1 VSA 313(3)(a)(3)

Ms. Pettersson moved to enter executive session to discuss the evaluation of a Public Officer or employee. Seconded by Mr. Vachon, motion carried unanimously.

No Action.

Adjournment

Mr. Charboneau moved to adjourn at 8:23 PM. Seconded by Mr. Wilson, motion carried unanimously.

DRAFT

Attested _____ this _____ Day of _____ 2023

_____ Mayor

Gardner Park Grandstand Preservation Association, Inc.
398 Sias Avenue
Newport, Vermont 05855

February 23, 2023

Memo to Newport City Council:

I wanted to let you know where the Gardner Park Grandstand Preservation Association Committee is concerning our commitment to working with the City of Newport to renovate the Grandstand at Gardner Park while also asking for your vote of support to continue this project.

As you well know the Earmark funding has been approved and the paperwork is pending. Our thanks go out to Senator Peter Welch for selecting the City's application, and as before, we are presently ready and willing to work with the Council and city administration to finish the job.

Our commitment to working with the City to renovate the Historic Grandstand remains as strong today as it was when we started this project over a year ago, and as we did then, we will continue to do everything we can to finish what we started without any financial burden to the people of the City of Newport.

As in the previous year plus, we have done the leg work in filling out the necessary paperwork that got us where we are today. With the City's permission we will continue to do whatever is necessary to reach our final goal, renovation of the grandstand.

Now that the city has been approved for the funding, our committee has met to plan the next steps in financing the renovation that would include unexpected expenses along with money to help cover the cost for maintenance.

We are ready to move ahead but need your continued support. We are asking for a vote of the council allowing us to officially proceed with the Earmark paperwork on behalf of the City of Newport.

We are also asking that the council vote to give us permission to submit a request on behalf of the city to the State of Vermont designating the Grandstand as an historic site. That paperwork has been completed and is presently waiting for a vote of support from the council.

I would like to thank the council again for their support and our committee looks forward to once again working with the city to revitalize economic recreational activities at Gardner Park.

Sincerely,

Roger Cartee, committee President.

STATE OF VERMONT Division for Historic Preservation VERMONT ARCHITECTURAL RESOURCE INVENTORY* Individual Property Survey Form	SURVEY NUMBER: (Assigned by VDHP) Listed in State Register ☐ Date: Determined Eligible for State Register ☐ Date: PRESENT FORMAL NAME: Gardner Park Grandstand ORIGINAL FORMAL NAME: Gardner Park Grandstand
COUNTY: Orleans	PRESENT USE: Baseball Grandstand
TOWN: City of Newport	ORIGINAL USE: Baseball Grandstand
ADDRESS: Gardner Park Road	ARCHITECT/ENGINEER: Frank Sabourin
COMMON NAME: Gardner Park Grandstand	BUILDER/CONTRACTOR: Frank Sabourin
PROPERTY TYPE: Municipal Grandstand	DATE BUILT: 1939
OWNER: ADDRESS: City of Newport 222 Main Street Newport, VT 05855	
ACCESSIBILITY TO PUBLIC: Yes ☐ No ☐ Restricted ☒	PHYSICAL CONDITION OF STRUCTURE: Good ☐ Fair ☒ Poor ☐
LEVEL OF SIGNIFICANCE: Local ☒ State ☒ National ☐	STYLE: Wooden Grandstand

GENERAL DESCRIPTION:

Structural System:

1. Foundation: Stone☐ Brick☐ Concrete☒ Concrete Block☒
2. Wall Structure
   a. Wood Frame: Post & Beam☒ Plank☐ Balloon☐ Platform☐
   b. Load Bearing Masonry: Brick☐ Stone☐ Concrete☐ Concrete Block☐
   c. Metal: Iron☐ Steel☐ d. Other:
3. Wall Cladding: Clapboard☐ Board & Batten☐ Wood Shingle☒ Shiplap☐ Novelty☐ Asbestos Shingle☐ Aluminum Siding☐ Asphalt Shingle☐ Vinyl Siding☐ Brick Veneer☐ Stone Veneer☐ Other:
4. Roof Structure
   Truss: Wood☒ Iron☐ Steel☐ Concrete☐ Other:
5. Roof Covering: Slate☐ Wood Shingle☐ Asphalt Shingle☐ Sheet Metal☒ Built Up☐ Rolled☐ Tile☐ Standing Seam☐ Other: Drain Type Steel
6. Engineering Structure:
7. Other:

Appendages: Porches☐ Towers☐ Cupolas☐ Dormers☐ Chimneys☐ Sheds☐ Ells☐ Wings☐ Bay Window☐ Other:

Roof Styles: Gable☒ Hip☐ Shed☐ Flat☐ Mansard☐ Gambrel☐ Jerkinhead☐ Saw Tooth☐ With Monitor☐ With Bellcast☐ With Parapet☐ With False Front☐ Other:

Number of Stories: N/A
Entrance Location: N/A
Number of Bays: 9 rows with seating for approximately 700 when constructed.
Approximate Dimensions: 96' x 25'

Criteria for Eligibility: A: Historic☒ B: Person☐ C: Architectural☒ D: Archeological☐

Integrity: Location☒ Design☒ Setting☒ Materials☒ Workmanship☒ Feeling☐ Assoc.☒

Areas of Significance: Original Wooden Structure, Engineering, Architecture and Recreation

* Formerly known as the Historic Sites and Structures Survey

ADDITIONAL ARCHITECTURAL OR STRUCTURAL DESCRIPTION:

The grandstand, located in the northwestern portion of Gardner Memorial Park, is a 96' x 25' single story wood frame structure resting on cement piers. The primary portion of the structure is an open grandstand with 9 rows of wooden benches which could seat approximately 700 people. The area beneath the grandstand is enclosed and originally contained locker rooms, bathrooms, water fountain, storage and a concession stand. This part of the building is no longer used.

The metal roof supported by five posts along the open front elevation and has exposed rafter tails. The roof of the grandstand is framed with an alternating pattern of rafters and site built trusses. There is wood shingle siding on the rear elevation and in the gable ends above the seating. On the rear elevation, eight rectangular openings, covered with heavy gauge wire fencing, are set just below the eaves, and provide natural light and air to the stands.

The press box was not part of the original structure as part of the restoration will be removed due to current accessibility standards.

RELATED RESOURCES: (Describe)

Gardner Memorial Park, Baseball Fields, Playground, Skate Park and proposed Splash Pad.

STATEMENT OF SIGNIFICANCE:

Gardner Park and the Gardner Park Grandstand both have a long history from the initial concept of the park in 1929 to its initial construction through the VERA program in 1934. Forty of the city's unemployed men were able to be put back to work during the great depression. Construction of the historical Gardner Park Grandstand was announced by Mayor Winston Prouty in May of 1939. The labor and materials were to be funded by the WPA program and the structure would be 96 feet by 25 feet and seat 700.



Grandstand - 1940s

The grandstand was a great addition to the Gardner Park complex and over the years the field has been used by the Newport Frontiers semi-pro baseball team, Newport High and Sacred Heart High Schools for both football and baseball until the union high school was built in 1967.

The Northern Vermont Semi-Pro Baseball League also played at Gardner Park through the 50's into the 70's. A number of the players from that league were children of or related to Newport and area athletes who played for the original Newport Frontiers, the first team to play at Gardner Park when it opened in the early 40's.



Newport High School Football

In the early 2000s the city hosted New England Babe Ruth tournament where hundreds came to Newport to watch and enjoy the area thus providing an economic boost at that time.





2004 New England Regional Babe Ruth Tournament

The grandstand has been a fixture in Gardner Park for over 80 years and is one of only a few original wooden structures left in the State of Vermont and is significant under Criterion A for its role in the recreational history of Newport and Criterion C for its architectural and engineering significance.

(See attached newspaper clippings and photos)

REFERENCE CITATIONS:

Express and Standard, Newport Daily Express

MAP: (Indicate North in Circle)
See attached ☒

SURROUNDING ENVIRONMENT:
Open ☒ Woodland ☐
Scattered Buildings ☒
Moderately Built Up ☐
Densely Built Up ☐
Residential ☐ Commercial ☒
Agricultural ☐ Industrial ☐
Roadside Strip Development ☒
Other: Located in open park along Clyde River. Across the river/street is a strip development.

RECORDED BY: Roger Cartee, President

ORGANIZATION: Gardner Park Grandstand Preservation Association, Inc.

DATE RECORDED: March 2023

* Formerly known as the Historic Sites and Structures Survey

Gardner Park Grandstand Map


Clyde River
Clyde River
Clyde River
Grandstand
Playground &
Proposed
Splashpad
Access Rd
Gardner Park Rd
Gardner Park Rd
Gardner Park

SINGLE COPIES 5 CENTS

$12,892.80 VERA Project In Newport

About 40 Men Getting Part Time Work On Gardner Park Project

Newport City will benefit by more than $9,000.00 under the VERA and since August 23 forty of the city's unemployed have been engaged on the new project of filling Gardner Park. The actual amount appropriated under the VERA is $9456.00, to which the city adds $3,436.80, making a grand total for the project of $12,892.80.

The city proposes to benefit in two ways, making more gravel available from the city pit by uncovering a new area, and using the soil for filling on the park.

Two forces of 20 men each work in shifts of three eight-hour days a week, and draw $9.60 weekly for the support of their families. Under this plan with a weekly payroll of approximately $400.00, a force of 40 men will be provided work extending through the winter into March.

Express and Standard (Newport, Vermont) · 14 Sep 1934

SINGLE COPIES 2 CENTS

Grandstand and Field House at Gardner Park To Be Built Immediately

Building At Municipal Park Will Accommodate 700 and Provide Space For Shower Rooms and Dressing Rooms Under the Seats

Mayor Winston Prouty announced yesterday that work would begin immediately on the new combination grandstand-field house at Gardner Park.

The labor and materials will be provided by W. P. A. and Frank Sabourin, local contractor, who designed the grandstand will supervise its construction. The structure will be built of lumber and cement piers. Its dimensions will be 96 feet in length and 25 feet in width. The sidewalls will be covered with rustic stained shingles and the roof will be of drain type steel.

The seating capacity of this new municipal grandstand will be approximately 700. Underneath the grandstand will be shower rooms and dressing rooms which will not be installed at present, however.

The grandstand will be located at the extreme northwest corner of Gardner Park and this arrangement will allow ample space for a fine baseball diamond and other recreational facilities at the park. The grandstand will be constructed in such a fashion that it may be easily moved and the location now planned for it need not necessarily be a permanent one.

The grandstand will be available, it is expected, for use next summer at the park. This is one more step in the line of progress which has been made during the past few years at Gardner Park, Newport City's municipal park, which through long vision and some mighty hard work has been created from an eyesore into an attractive recreational center.

Audience Delighted With Short Concert By Miss Burroughs

Third Appearance of the Talented Young Lady At Burns Theatre

By Norma B. Carder

It was like welcoming one of its own back home last evening when Burns Theatre presented in a half-hour concert from its stage, Miss Mariam Burroughs of St. Johnsbury and Boston, daughter of Mr. and Mrs. Tom Burroughs, and one of Vermont's outstanding young rising musical artists. Nine years ago as a little young lady of nine, Miss Burroughs made her first appearance at Burns Theatre playing at that time on a three-quarter size violin. Her next appearance at this theatre was two years later, and last evening was the third time she has

(Continued on Page 3)

Conservation Board To Ask For Funds

Needed To Match Federal Money For Clean-up of Forest Fire Hazards

(Vermont Press Bureau)

MONTPELIER, Feb. 3—The state

The Newport Daily Express (Newport, Vermont) · 3 Feb 1939

Newport's Gardner Park

(Newport Express)

Newport's Gardner Park takes on a new phase of usefulness to the city in the announcement that there is to be constructed at once a grandstand and field house thereon. Thus gradually is the park becoming a play and sports center and when the shrubbery leaves and blooms this spring and grass areas become green there will come a new beauty to the park, once a breeder of mosquitoes and an eyesore to the thousands of car occupants, many of them strangers, who pass the spot daily. This park is destined to become one of Newport City's greatest assets.

The Burlington Free Press (Burlington, Vermont) · 11 Feb 1939, Sat · Page 6

* Formerly known as the Historic Sites and Structures Survey



Early Gardner Park – Pre-Grandstand



Early Gardner Park with new Grandstand

THE NEWPORT DAILY EXPRESS, MONDAY, JUNE 30, 1941

Frontiers Take Berlin Red Sox Into Camp 4-2

Al Pajonas Clouts Long Home Run

Eddie Ingalls Winning Pitcher Before Large Sunday Crowd—Fans Go Wild On Bunting Spree In Fifth Inning

The Berlin Red Sox, fresh and scrappy after taking two games from the St. Johnsbury Senators over Friday and Saturday, fell defeat at the hands of the Newport Frontiers at Gardner Park yesterday afternoon in a thrilling Twin State League battle played before a large Sunday crowd. The Frontiers came out on the wrong end of a 4-2 result as Eddie Ingalls, Denny Harvard and Al Pajonas, the first named slabbing for the McDonough team, walked six, but keeping seven hits well scattered except in one frame when the Sockers touched them for a run or two. The two Hampshire team drew first blood in the third inning only to have the home club tie the score in the last part of that stanza and register a pair of markers in the fifth on a mad bunting spree while the visitors failed their one run in the top of the seventh. The tussle was brought to a thrilling climax when Al Pajonas, the Newport shortstop from Northampton, banged the spherical over the fence in the left-center for a home run and the Frontiers' fourth score of the afternoon.

Pajonas Has A Day

The classy Northeastern shortstop also ruled from Hartford, Conn. had a day for himself and he did it, in fact throughout the entire part of the game. It was a battle between Pajonas and the rival shortstop Artie Selberan for holding honors. While Pajonas [illegible] coming in with sensational [illegible] and accurate peg to first, covering a territory with all the grace and ease of a veteran. However, Pajonas was at the darting end of a double [illegible] in the eighth inning [illegible] the game. [illegible] Selberan [illegible] Pajonas [illegible] Selberan [illegible] Pajonas [illegible] Selberan [illegible] Pajonas

Kokomo Clowns To Play Here



KOKOMO CLOWNS [illegible] Mirth and Com dy, plus some fine baseball, will be on the menu for baseball fans of Northeastern Vermont [illegible] when the Kokomo Clowns appear at Gardner Park against the Orleans A's. The contest is slated to get underway at 6:30 p. m. and promises entertainment for the whole family.

Invasion of northeastern Vermont by the first road club since the war is expected to bring new baseball thrills and a barrel of laughs when the Kokomo Clowns tangle with the Orleans Athletics of the Sunset League at Gardner Park on next Wednesday evening, July 7. The Orleans A's, anticipating a good turnout for this colorful baseball exhibition, secured Newport's Gardner Park rather than play the contest on their home diamond since the grandstand here offers greater seating capacity. Virgil Smith, captain of the Orleans club, announced that the game will get underway at 6:30 P. M., and there will be merry entertainment and some unusual thrills and spills from beginning to end.

Featuring former college stars and minor league players, plus a full circus of acts and comedy, the Kokomo Clowns will offer an extra added attraction in "Midgo" the 43-inch famous clown who will entertain and play. The attraction is billed as "a good game and show for one admission."

Orleans expects to field its strongest possible lineup against the clowns. Either Coffin or Dermody will do the pitching.

The Kokomo outfit has a lulu of a pitcher—that's the name he uses in the lineup—"Lulu". He was the ace of the staff in 1947, a big right hander with plenty of stuff on the ball. He won 28 games last year for the Clowns.

In a comic lineup all the way, "Stretche" plays first base, "Ha-Ha" plays second, "Loco" plays short and "Elmer", the club's hay-seed, plays at third. Elmer claims he was a pitcher before he joined the clowns, pitched hay on his Pa's farm. He does a sing-up job at the hot corner and played the full season in 1947, making only three errors.

"Moko," one of the leading college players in the East, and a speed demon on the base paths, plays left field for the Clowns. In centerfield is "Dodo", the team captain, who has played every position. He hit better than .300 in five years in the minor leagues.

"Joko" plays left field. This is his second season with the club. He was signed last year after playing Service Ball and one season of Class A ball.

Catching the slants of "Lulu" will be a former Dodger Farm system hand who hails from Brooklyn, a youngster with real hustle and possibility. He possesses a strong arm and is a real poker hitter. His name —"Socko."

Then there is "Shorty", another pitcher; "Boffo", also a pitcher; "Biffo", utility player; "Bobo" and Pepe", pitcher; and the two top-notch entertainers, "Midgo" and "Midgo", who team up to keep the fans happy.

The management of the Orleans club announced that admission prices will be held as low as possible to bring this outstanding attraction here. Watch for ad in next Tuesday's paper. They hope that the turnout of fans will be encouraging to bring future road attractions here.

Wednesday's game here will be entertaining for the whole family—be sure to bring the kiddies!

Coming Games

SUNSET LEAGUE
Sunday, July 4
Newport at Orleans
Barton at Lake [illegible]

Monday, July 5
[illegible]

GOLD STAR LEAGUE
Sunday, July 4
[illegible]
Lyndon at Craftsbury
Newport Center at Barton
Coventry at [illegible]

Monday, July 5
Newport at Craftsbury
Lyndon [illegible] at Lyndon
Coventry at [illegible]
Barton at [illegible]
[illegible] at Newport Center

VALLEY LEAGUE
Sunday, July 4
[illegible]
Troy at [illegible]
[illegible]
W. Charleston at E. Charleston

SPORTS MIRROR

By The Associated Press

Today's [illegible]—Doris Hart defeated [illegible] in women's singles finals in Wimbledon tennis championships against Miss [illegible] Summers of South Africa.

Three [illegible] Brooklyn Dodgers purchased Eddie Herman, 42, from Hollywood of Pacific Coast League.

Five [illegible] Chop Chop [illegible] Empire City [illegible] at Jamaica [illegible] 29,571 bet [illegible]—record for seven races.

Ten years ago—Fred Wolcott of Rice Institute had only double triumph in National AAU track and field meet in Buffalo, with firsts in 110 and 220 meter hurdles.

No Joy In Flatbush As Bums Skid Into Last Place

Dodgers Hit Rock Bottom Before 33,000 Fans—Braves Now Lead by 3½ Games

By Ralph Roeder
Associated Press Sports Writer

There's no joy in Flatbush today. The once mighty Bums are in last place in the National League.

Manager Leroy Durocher's defending champion Brooklyn Dodgers hit rock bottom last night before 33,104 at Ebbets Field.

The New York Giants applied the coup de grace, scoring three times in the ninth inning to take a 6-4 decision.

Durocher [illegible] to halt a [illegible] streak, inserted [illegible] at shortstop, and a rookie [illegible] in the starting lineup.

Catcher Bruce Edwards was at bat, [illegible] Hodges at first and [illegible] Roy Campanella, recalled Wednesday from St. Paul of the American Association, behind the plate. Infielder Ed Miksis acted as utility [illegible]. Recruit George Shuba, up from Mobile of the Southern Association, [illegible] in left field.

[illegible] Shuba [illegible] and drove in the first Brooklyn run. He also [illegible] and made a [illegible] Giant rally in the fourth.

Campanella collected two singles and a double and scored twice, including a run in a two run Dodger eighth inning that enabled the Brooklyns to take a 4-3 lead.

But then came the ninth. Willard Marshall opened the ninth with a homer off Ray Poats. Third Brooklyn [illegible]

Hawks Open 1961 Football Practice

Daily Sessions Being Held On Gardner Park Gridiron

Coaches Woods and Barow In Charge Of The Workouts—Sessions Are Mainly Calisthenics And Conditioning Exercises To This Point

The 1961 edition of the Newport High school football team has opened practice sessions for the upcoming gridiron season. Friday, Sept. 1, the candidates were given physicals by the Newport Clinic by Dr. Dennis F. Mosher, and then were issued uniforms. Some of the boys were able to get over for a few days before up exercises in the afternoons but the actual practice sessions couldn't get underway until Saturday at 8 a. m.

Twenty-two players were held on Saturday and an afternoon workout was yesterday at 4 p. m.

At the writing nearly all were accounted for but Mike Wall (Tim Wall's brother), at least for a number of years, is in the hospital. Charles Woods and Walter Hall (the two can be put on the list as injured) are Senior and Black.

Graduation has thinned Hawks Dark. The only returning veteran from the backfield is Fred Berry, sophomore, who started in a few performances last year as a lineman-quarterback. Co-captains Woods and Barow and John Lemieux, making up the rest of the 10 backfield, graduated. These two will be not merely but a number of backs who saw some Hawks action last year are hopefully awaiting a chance to fill the varsity spots. Bob Hewitt, Larry Price, Gary Magnan, and Steve Cadieux were some of the backs who saw the most action last season. Gary Magnan, a newcomer, is expected to be competing for spots where the Hawks appear to be weak.

The line should be extremely strong through the middle but the loss of two ends, Lars and Moore, will cause to feel strongly there again. However, there are a number of good candidates willing and able to fill the spots. The centers of the line are Gardner, Stark, Cadieux, Hibbert and Lemieux giving quite a weak combination to beat.

Head Coach John Woods is in his second year at the helm. Last season Hawks ran up an impressive 6-2 mark, defeating three the power of the North of the Main Coast conference from Winooski, 21-6 and Blue Hawks in a Turkey Thanksgiving Day clash, and defeated by Lyndon Hawks and Hornets twice overtaken, the Oneonta Blue Streaks twice, Spa 6-100 and losing the 30-14 season opener to Washington High. Hawks ended the season beaten and John underdogs. Last year he was head coach in all home sports at U. H.

After coaching Hawks a year, John left to the school year at Newport High school and as a result Barow, a 19 year of N.H.S. and a 19 graduate of the University of Vermont was appointed head coach and assistant and for the 21 and 22 Hawks.

The Hawks will open from a right-T formation with the emphasis about this year. With the opening game only two weeks from Saturday, time is of the essence. The coaches are pushing the best lads as much as done in order to get them into shape for the contest with which may start as soon as possible.

Speed and physical condition may again be the answer to the Hawks problem this year. Only time will answer that question.

This year's schedule is as follows:

Sept. 22—St. J. Trade—H.
Sept. 29—Brownsville—H.
Oct. 7—Peacham—A.
Oct. 14—St. J. Trade—A.
Oct. 21—Winooski—A.
Oct. 28—Peacham—H.

Peacham Academy has joined the Northern Class T League this year as St. Marys of St. Johnsbury has joined Football.

Coaches Woods and Barow are trying to schedule at least another game, if possible. At this time, however, nothing definite has been arranged.

So with the opening game just two weeks away and the Hawks football fans should be making plans to keep Saturday afternoon open through the rest of October in order to follow the Hawks.

Dark Slaps Fines On Slipping Giants

LOS ANGELES (AP)—The San Francisco Giants have lost 10 of their last 12 games, and several members of the club have lost a little money for failure to get a good sleep early in the game period.

Manager Alvin Dark said Tuesday night he has fined several players for returning to their hotel after Dodger ace newspaper ads in St. Louis.

Dark won't say who they were or how much he fined them but he said a report that the Giants totaled $1,000 — and that a players totaled of 7 — was erroneous. "That figure is about 10 times too high," he said.

"The curfew was 1:30 that night," Dark said. "And the players were late a few minutes late getting back to the hotel. They hadn't been out of a night of anything. They were just late."

One source close to the club estimated the fines totaled from $100 to $200 per player.

Usually the players are expected to be in their hotel rooms two hours after a game ends.

But when the Giants came to Los Angeles, they dropped three straight games to the Dodgers. Tuesday night, the Giants were ahead 3-0 in the fifth inning when the game was called because of rain.

Dark said the Giants were ahead and the Giants of the week, when the Cubs under Jim Pagliaroni's command spoiled a weekend for Roy Face of Charlie James and dropped the Giants 3-2 behind.

Manager Dark said Tuesday night he had no comment on the reported fines and a fine or a fine.

Dark said the Giants were playing well in the last few games and that he expected a turnaround soon.

They were with Dark. Now they're fourth, eight games behind Cincinnati.

Milwaukee drew to within two games ahead of the Giants by beating Philadelphia 5-4 — it is the Phillies' fifth straight defeat. The Braves drew to within one game of the Giants by beating the Cubs 5-4.

The Giants and Dodgers battle in a doubleheader at Los Angeles, where the Dodgers scored two unearned runs in the third inning against Bob Sadowski and Jim Duckworth. Sadowski was relieved after Charlie Dorbin drove in the Dodgers' first run with a single. Duckworth relieved the Giants in the fifth.

The Dodgers had a 3-0 lead when the Giants scored in the fifth. Duckworth, who in the game a 1-19 mark and signed a contract with the Giants last week, in 2 of three innings, allowed two hits and a Dodger run. Jim Brewer, who was the Giants' fifth pitcher, was the winner.

Jim O'Toole of Cincinnati, who is 20 at Kansas City, moved into a 3-0 Phillies lead in the first game. He had allowed 11 earned runs in 33 innings, including 6 homers, compared to 3 earned runs in 33 innings in his last outing against the Angels.

Pete Richert, 3-0 in the Washington Senators with the Angels, was the winner in the second game. Richert, who had allowed 11 earned runs in 13 innings in his last two outings, was 3-0 against the Angels.

Dick Ellsworth, who was the Phillies' fifth pitcher, was the loser. Ellsworth, who had been 3-0 against the Angels, was 1-3 against the Phillies.

Bob Friend, who was the Pirates' fifth pitcher, was the loser in the first game of a doubleheader with the Cubs. Lee Stange was the winner.

The Milwaukee outfielder was with 41 and lost 10 not allowed an earned run in 12 innings runs in 10 innings.

The Milwaukee outfielder Mantle's pattern.

Stange is unusual for Bob Friend's opponent. He was in the game a 1-19 mark and signed a contract with the Cubs last week. He is 1-0 in three games with the Cubs and 1-0 in 2 games with the Pirates.

Jim O'Toole of Cincinnati, who is

UP GO THE GOAL POSTS —

Members of the Newport High School football squad raise the goal posts at Gardner Park as another football season gets underway. Light workouts are scheduled for the rest of the week by Coach Jack Woods as the Hawks start to get in trim. (Daily Express Sportphoto—M. Boright)

Gardner Park Grandstand Photos

Grandstand - Front



Grandstand - Side View Benches

* Formerly known as the Historic Sites and Structures Survey



Grandstand - Roof framing

Grandstand - Side View Underneath Storage – Looking South



Grandstand - Side View – Looking North



Grandstand – Rear View

* Formerly known as the Historic Sites and Structures Survey



Grandstand – Cement pillars

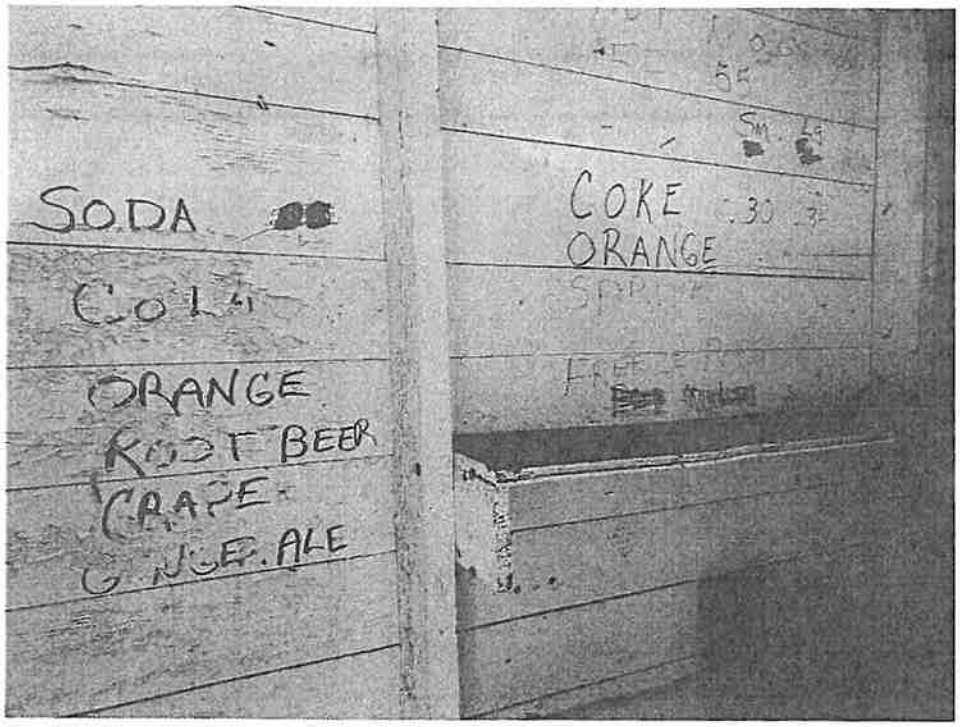

Account	Budget	Actual	Actual % of Budget
0-00-20 TAXES			
0-00-20.00 Property Taxes	4,232,974.00	8,703,575.90	205.61%
0-00-20.04 Fish & Wildlife Taxes	200.00	242.49	121.25%
0-00-20.06 Interest Current	26,000.00	8,975.46	34.52%
0-00-20.08 Corrections Contract	87,000.00	0.00	0.00%
0-00-20.10 Payments in Lieu of Taxes	460,000.00	600,347.00	130.51%
0-00-20.11 Tax Refunds (Crdt Ovrpmt)	0.00	-18,586.20	100.00%
0-00-20.13 PILOT - NEKHS	700.00	700.00	100.00%
0-00-20.15 Interest Delinquent	14,000.00	6,218.93	44.42%
0-00-20.16 Penalty Delinquent	38,000.00	-602.36	-1.59%
0-00-20.19 State Muni Tax Adj	205,000.00	220,704.32	107.66%
0-00-20.21 PILOT Hospital #3	30,000.00	40,000.00	133.33%
0-00-20.22 Tax Sale Redemption	0.00	56,369.90	100.00%
Total TAXES	**5,093,874.00**	**9,617,945.44**	**188.81%**
0-00-21 LICENSES & FEES			
0-00-21.01 Beverage Licenses	2,400.00	280.00	11.67%
0-00-21.20 Dog Licenses	1,000.00	359.00	35.90%
0-00-21.30 Zoning Permits/Misc Copie	5,500.00	8,032.75	146.05%
0-00-21.40 Misc - City Clerk Receipt	400.00	111.00	27.75%
0-00-21.45 Vault Time	1,000.00	515.00	51.50%
0-00-21.47 Vault Copies	3,000.00	1,604.55	53.49%
0-00-21.48 Avenu Copy Revenue	100.00	304.50	304.50%
0-00-21.50 City Clerk Recording Fees	41,000.00	27,139.00	66.19%
0-00-21.55 Certified Birth Certs	3,500.00	3,430.00	98.00%
0-00-21.56 Marriage Certificate	500.00	635.00	127.00%
0-00-21.57 Certified Death Certs	6,000.00	2,180.00	36.33%
0-00-21.63 Record Restoration Reserv	0.00	9,771.00	100.00%
Total LICENSES & FEES	**64,400.00**	**54,361.80**	**84.41%**
0-00-22 REIMBURSEMENTS			
0-00-22.61 Cty Treasurer Reim School	7,500.00	0.00	0.00%
0-00-22.75 Hold Harmless	15,300.00	25,689.00	167.90%
Total REIMBURSEMENTS	**22,800.00**	**25,689.00**	**112.67%**
0-00-23 MISCELLANEOUS REVENUES			
0-00-23.42 Vendor Permits	0.00	800.00	100.00%
0-00-23.58 Hazard Mitigation Grant	0.00	5,756.55	100.00%
0-00-23.63 Restitution Payments	0.00	20.00	100.00%
0-00-23.67 Equalization Reim.	2,000.00	0.00	0.00%
0-00-23.78 Cellular One Lease	32,000.00	24,490.08	76.53%
0-00-23.81 Haz Waste SWIP Grant	3,500.00	0.00	0.00%
0-00-23.84 Bandstand/Gazebo Revenues	1,000.00	994.43	99.44%
0-00-23.87 Wal-Mart Funds	0.00	100,000.00	100.00%
0-00-23.90 Municipal Building Income	0.00	22.50	100.00%
0-00-23.93 Land Sale	0.00	3,500.00	100.00%
0-00-23.94 NCRC Reimbursement	30,000.00	0.00	0.00%

Account	Budget	Actual	Actual % of Budget
0-00-23.98 Insurance Refunds/Claims	0.00	1,735.86	100.00%
0-00-23.99 Misc Income	0.00	147.27	100.00%
Total MISCELLANEOUS REVENUES	**68,500.00**	**137,466.69**	**200.68%**
0-00-24 POLICE DEPT INCOME			
0-00-24.31 Special Invest Unit SIU	0.00	15,000.00	100.00%
0-00-24.32 VT Traffic Court Fines	10,000.00	7,205.73	72.06%
0-00-24.52 Police Contracted Service	0.00	5,860.00	100.00%
0-00-24.56 Oper Stonegarden 97.067	0.00	7,701.29	100.00%
0-00-24.57 NCUHS Resource Officer	61,500.00	7,029.44	11.43%
0-00-24.59 Stonegarden Equip 97.067	0.00	-9,184.63	100.00%
0-00-24.70 Parking Fines	500.00	590.00	118.00%
0-00-24.80 District Court Restitutio	0.00	20.00	100.00%
0-00-24.90 Police Reports	1,500.00	1,264.10	84.27%
0-00-24.91 Police Invoice Income	6,000.00	5,328.63	88.81%
0-00-24.92 Insurance Claims	0.00	2,661.00	100.00%
0-00-24.94 VT Drug Task Force Grant	0.00	36,528.55	100.00%
0-00-24.97 Dispatch Income	87,344.00	53,000.00	60.68%
0-00-24.99 Dog Impound Fees	200.00	40.00	20.00%
Total POLICE DEPT INCOME	**167,044.00**	**133,044.11**	**79.65%**
0-00-25 FIRE DEPT INCOME			
0-00-25.79 Coventry Capital Share	40,000.00	28,735.09	71.84%
0-00-25.90 Fire Dept-Labor & Materia	500.00	0.00	0.00%
0-00-25.91 Fire Dept-Miscellaneous	2,000.00	25.00	1.25%
Total FIRE DEPT INCOME	**42,500.00**	**28,760.09**	**67.67%**
0-00-26 STREET DEPT INCOME			
0-00-26.19 Lane Mileage	0.00	1,589.97	100.00%
0-00-26.20 Street Dept-St Aid to Hig	141,100.00	109,397.73	77.53%
0-00-26.21 Street Dept-Labor & Mater	0.00	3,949.60	100.00%
0-00-26.24 Public Works Other Income	0.00	1,735.63	100.00%
0-00-26.33 PW Vehicle/Equip Revenue	0.00	2,000.00	100.00%
0-00-26.83 Downtown Trans Grant	0.00	90,500.00	100.00%
0-00-26.97 EV Car Charging Income	0.00	884.62	100.00%
Total STREET DEPT INCOME	**141,100.00**	**210,057.55**	**148.87%**
0-00-27 RECREATION DEPT INCOME			
0-00-27.1 SENIOR CENTER			
0-00-27.10 Senior Center-Salary Reim	3,000.00	2,243.32	74.78%
0-00-27.12 Senior Ctr Other Reim	500.00	1,225.00	245.00%
Total SENIOR CENTER	**3,500.00**	**3,468.32**	**99.09%**
0-00-27.2 MUNICIPAL BUILDING			
0-00-27.24 Gym Rental	3,500.00	4,395.00	125.57%

Account	Budget	Actual	Actual % of Budget
Total MUNICIPAL BUILDING	**3,500.00**	**4,395.00**	**125.57%**
0-00-27.3 GRANTS & FEES			
0-00-27.32 Fall Events	0.00	390.00	100.00%
0-00-27.38 Parades	0.00	25.00	100.00%
Total GRANTS & FEES	**0.00**	**415.00**	**100.00%**
0-00-27.4 PROUTY BEACH			
0-00-27.41 P B Transient Camping	112,000.00	122,319.88	109.21%
0-00-27.42 Prouty Beach Seasonal Pmt	55,000.00	50,248.89	91.36%
0-00-27.43 Prouty Beach-Misc Income	200.00	9,182.60	4,591.30%
0-00-27.44 PB Green Space Rental	400.00	0.00	0.00%
0-00-27.45 PB Facility Rental	1,200.00	910.00	75.83%
0-00-27.46 PB Athletic Fields Rental	500.00	245.00	49.00%
0-00-27.47 Prouty Beach-Electric	5,700.00	2,570.93	45.10%
0-00-27.48 Campground Store	3,500.00	7,736.63	221.05%
0-00-27.49 Equipment Rental	500.00	180.00	36.00%
Total PROUTY BEACH	**179,000.00**	**193,393.93**	**108.04%**
0-00-27.5 RECREATION PROGRAMS			
0-00-27.51 Miscellaneous	0.00	36.21	100.00%
0-00-27.52 Donations	0.00	100.00	100.00%
0-00-27.54 Summer Camp Programs	48,000.00	0.00	0.00%
0-00-27.55 Discount Tickets	10,000.00	0.00	0.00%
0-00-27.56 Annual Events	2,000.00	25,471.77	1,273.59%
0-00-27.57 Adult Programs	27,000.00	4,064.30	15.05%
0-00-27.58 Youth Summer Programs	4,000.00	4,804.00	120.10%
0-00-27.59 Youth Winter Programs	1,500.00	1,700.00	113.33%
Total RECREATION PROGRAMS	**92,500.00**	**36,176.28**	**39.11%**
0-00-27.6 GARDNER PARK			
0-00-27.64 Field Rental	8,000.00	2,617.00	32.71%
0-00-27.67 GP Green Space Rental	500.00	440.00	88.00%
0-00-27.68 Skating Rink Income	500.00	1,033.10	206.62%
Total GARDNER PARK	**9,000.00**	**4,090.10**	**45.45%**
0-00-27.7 GARDNER PARK CON'T			
Total GARDNER PARK CON'T	**0.00**	**0.00**	**0.00%**
0-00-27.8 WATERFRONT-REIMB			
0-00-27.85 Dock Rent Northern Star	5,330.00	3,770.00	70.73%
0-00-27.86 Northern Star Electric Re	500.00	0.00	0.00%
0-00-27.88 Dinghy Dock Revenue	500.00	300.00	60.00%
Total WATERFRONT-REIMB	**6,330.00**	**4,070.00**	**64.30%**

Account	Budget	Actual	Actual % of Budget
0-00-27.9 WATERFRONT			
0-00-27.90 Gateway Center Rental	5,000.00	7,737.00	154.74%
0-00-27.91 Gateway Ctr-Snack Bar	0.00	960.00	100.00%
0-00-27.95 Waterfront-Pump Outs	0.00	5.00	100.00%
0-00-27.96 Waterfront-Gasoline Sales	45,000.00	42,515.41	94.48%
0-00-27.97 Waterfront-Misc Sales	1,000.00	3,230.85	323.09%
0-00-27.98 Waterfront Transient	1,000.00	2,855.00	285.50%
0-00-27.99 Waterfront Seasonal Slips	30,000.00	23,100.00	77.00%
Total WATERFRONT	**82,000.00**	**80,403.26**	**98.05%**
Total RECREATION DEPT INCOME	**375,830.00**	**326,411.89**	**86.85%**
0-00-28 ANIMAL CONTROL			
Total ANIMAL CONTROL	**0.00**	**0.00**	**0.00%**
0-00-29 OTHER INTEREST INCOME			
0-00-29.05 Del Tax Atty Fees	0.00	4,586.83	100.00%
0-00-29.24 Wal-Mart Fund Interest	0.00	417.69	100.00%
0-00-29.26 Bike Path Fund Interest	25.00	0.00	0.00%
0-00-29.29 Interest Tennis Court Fun	0.00	1.79	100.00%
0-00-29.32 Interest on Checking MBA	7,000.00	3,746.72	53.52%
0-00-29.37 Interest Coventry St Fd	50.00	51.83	103.66%
0-00-29.38 Int Reappraisel Fund	0.00	27.13	100.00%
0-00-29.95 Int Wal-Mart Funds	0.00	151.38	100.00%
Total OTHER INTEREST INCOME	**7,075.00**	**8,983.37**	**126.97%**
0-00-30 Revenue Transfer			
Total Revenue Transfer	**0.00**	**0.00**	**0.00%**
0-00-31 City Landscaper			
0-00-31.10 Labor & Materials	0.00	400.00	100.00%
Total City Landscaper	**0.00**	**400.00**	**100.00%**
0-00-80 BOAT WASHING STATION			
Total BOAT WASHING STATION	**0.00**	**0.00**	**0.00%**
0-00-81 MOORING MANAGEMENT			
Total MOORING MANAGEMENT	**0.00**	**0.00**	**0.00%**
Total Revenues	**5,983,123.00**	**10,543,119.94**	**176.21%**

Account	Budget	Actual	Actual % of Budget
0 T E S P Const (FED)			
0-30 GOVERNMENT OPERATIONS			
0-30-30 CITY COUNCIL			
0-30-30.10 Salaries	8,250.00	3,450.00	41.82%
0-30-30.20 Office Supplies	100.00	29.95	29.95%
0-30-30.34 Communications	1,200.00	493.43	41.12%
0-30-30.40 Travel & Miscellaneous	1,200.00	0.00	0.00%
0-30-30.50 Council Special Projects	1,000.00	349.90	34.99%
0-30-30.51 Social Security	635.00	263.93	41.56%
0-30-30.52 American Legion Flags	500.00	0.00	0.00%
0-30-30.55 Worker's Comp	50.00	32.90	65.80%
Total CITY COUNCIL	**12,935.00**	**4,620.11**	**35.72%**
0-30-31 CITY MANAGER			
0-30-31.10 Salaries	50,308.00	27,950.58	55.56%
0-30-31.11 Vacation	3,544.00	3,793.55	107.04%
0-30-31.12 Holiday	2,549.00	3,657.69	143.50%
0-30-31.13 Sick Pay	0.00	11,360.01	100.00%
0-30-31.14 Longevity Pay	0.00	100.00	100.00%
0-30-31.20 Office Supplies	700.00	1,117.85	159.69%
0-30-31.30 Advertising	200.00	256.00	128.00%
0-30-31.34 Communications	5,000.00	2,642.62	52.85%
0-30-31.40 Training, Conferences & D	400.00	153.00	38.25%
0-30-31.52 Social Security	4,315.00	4,234.60	98.14%
0-30-31.53 Retirement	5,976.00	3,788.68	63.40%
0-30-31.54 Health Insurance	10,462.00	10,847.28	103.68%
0-30-31.55 Work's Comp	250.00	224.94	89.98%
0-30-31.56 Unemployment	300.00	165.69	55.23%
0-30-31.57 Life/AD&D/Disability	600.00	408.32	68.05%
0-30-31.58 HRA Expence	1,749.00	1,604.19	91.72%
0-30-31.68 Repair & Maintenance	1,500.00	1,395.05	93.00%
0-30-31.80 Travel & Misc	2,500.00	1,520.00	60.80%
0-30-31.81 Conference & Dues	1,500.00	0.00	0.00%
Total CITY MANAGER	**91,853.00**	**75,220.05**	**81.89%**
0-30-32 ELECTION EXPENSE			
0-30-32.10 Salaries	2,600.00	1,907.63	73.37%
0-30-32.20 Ballots - LHS & Memph Pre	3,500.00	0.00	0.00%
0-30-32.30 Advertising	400.00	0.00	0.00%
0-30-32.34 Communications	650.00	257.25	39.58%
0-30-32.52 Social Security	225.00	145.93	64.86%
0-30-32.68 Repair & Maintenance	2,500.00	447.10	17.88%
0-30-32.79 Other Expenses	1,500.00	617.48	41.17%
Total ELECTION EXPENSE	**11,375.00**	**3,375.39**	**29.67%**
0-30-33 CITY TREASURER			
0-30-33.10 Salaries	65,718.00	48,702.83	74.11%

Account	Budget	Actual	Actual % of Budget
0-30-33.11 Overtime	1,500.00	1,008.44	67.23%
0-30-33.12 Vacation	5,812.00	3,646.13	62.73%
0-30-33.13 Holiday	3,461.00	2,055.42	59.39%
0-30-33.14 Sick Pay	0.00	1,572.48	100.00%
0-30-33.15 Longevity Pay	350.00	150.00	42.86%
0-30-33.20 Office Supplies	3,400.00	2,188.41	64.37%
0-30-33.34 Communications	3,600.00	2,715.08	75.42%
0-30-33.52 Social Security	5,880.00	4,490.81	76.37%
0-30-33.53 Muni Retirement	6,147.00	5,351.42	87.06%
0-30-33.54 Health Insurance	12,600.00	9,618.78	76.34%
0-30-33.55 Workman's Comp	350.00	305.07	87.16%
0-30-33.56 Unemployment	150.00	82.85	55.23%
0-30-33.57 Life/AD&D/Disability Ins.	800.00	548.56	68.57%
0-30-33.58 HRA Ins. Expense	700.00	0.00	0.00%
0-30-33.68 Repair & Maintenance	1,600.00	1,842.15	115.13%
0-30-33.79 Other Expenses	200.00	173.17	86.59%
0-30-33.80 Equipment	1,000.00	390.75	39.08%
0-30-33.81 Conf & Dues	75.00	85.50	114.00%
Total CITY TREASURER	**113,343.00**	**84,927.85**	**74.93%**
0-30-34 TAX LISTING			
0-30-34.20 Office Supplies	200.00	266.71	133.36%
0-30-34.34 Communications	2,000.00	1,324.45	66.22%
0-30-34.60 Professional Expense	29,000.00	16,498.00	56.89%
0-30-34.68 Repair & Maintenance	650.00	947.10	145.71%
0-30-34.80 Training	300.00	0.00	0.00%
0-30-34.88 Reappraisel Software Main	7,000.00	1,935.00	27.64%
0-30-34.90 Tax Map Maintenance	3,200.00	2,400.00	75.00%
Total TAX LISTING	**42,350.00**	**23,371.26**	**55.19%**
0-30-35 CITY CLERK			
0-30-35.10 Salaries	65,718.00	48,942.18	74.47%
0-30-35.11 Overtime	1,500.00	1,007.31	67.15%
0-30-35.12 Vacation	5,812.00	2,286.77	39.35%
0-30-35.13 Holiday	3,461.00	2,144.82	61.97%
0-30-35.14 Sick Pay	0.00	1,025.67	100.00%
0-30-35.15 Longevity Pay	350.00	150.00	42.86%
0-30-35.20 Office Supplies	3,000.00	2,194.37	73.15%
0-30-35.30 Recording Supplies	3,000.00	0.00	0.00%
0-30-35.34 Communications	3,800.00	2,400.80	63.18%
0-30-35.40 Training & Conferences	0.00	24.00	100.00%
0-30-35.52 Social Security	6,176.00	3,564.35	57.71%
0-30-35.53 Muni Retirement	6,000.00	5,351.42	89.19%
0-30-35.54 Health Insurance	13,400.00	9,581.75	71.51%
0-30-35.55 Workman's Comp	350.00	305.07	87.16%
0-30-35.56 Unemployment	100.00	82.85	82.85%
0-30-35.57 Life/AD&D/Disability	800.00	548.56	68.57%
0-30-35.58 HRA Ins. Expense	700.00	0.00	0.00%

Account	Budget	Actual	Actual % of Budget
0-30-35.68 Repair & Maintenance	1,800.00	1,842.15	102.34%
0-30-35.69 Digitization Expense	3,000.00	3,400.00	113.33%
0-30-35.79 Other Expenses	200.00	173.17	86.59%
0-30-35.82 Equipment	1,000.00	390.75	39.08%
0-30-35.86 Conf & Dues	40.00	61.50	153.75%
0-30-35.87 Dog Tags	40.00	118.33	295.83%
Total CITY CLERK	**120,247.00**	**85,595.82**	**71.18%**
0-30-36 PLANNING & ZONING			
0-30-36.10 Salaries	29,936.00	19,643.75	65.62%
0-30-36.16 Holiday	1,557.00	900.00	57.80%
0-30-36.20 Office Supplies	400.00	799.56	199.89%
0-30-36.30 Advertising	2,000.00	1,946.00	97.30%
0-30-36.34 Communications	2,400.00	2,236.63	93.19%
0-30-36.52 Social Security	2,409.00	1,599.24	66.39%
0-30-36.53 Muni Retirement	3,599.00	1,612.36	44.80%
0-30-36.54 Workman's Comp	0.00	125.60	100.00%
0-30-36.55 Unemployment	150.00	82.85	55.23%
0-30-36.56 UNEMPLOY COMP	150.00	0.00	0.00%
0-30-36.57 Life/AD&D/Disability	200.00	0.00	0.00%
0-30-36.60 Professional Expense	2,500.00	6,007.50	240.30%
0-30-36.68 Repair & Maintenance	500.00	947.10	189.42%
0-30-36.80 Training	500.00	0.00	0.00%
0-30-36.82 New Equipment	500.00	0.00	0.00%
0-30-36.83 Board Salaries	2,500.00	360.00	14.40%
0-30-36.88 Software Maintenance	6,000.00	0.00	0.00%
0-30-36.91 Bylaw Modern Grant Expens	0.00	8,475.96	100.00%
0-30-36.92 Hazard Mitigation Grant E	0.00	7,612.50	100.00%
Total PLANNING & ZONING	**55,301.00**	**52,349.05**	**94.66%**
0-30-37.9 AUDIT AND CITY REPORT			
0-30-37.91 Professional Expense	37,000.00	39,500.00	106.76%
0-30-37.92 Printing	500.00	0.00	0.00%
0-30-37.93 Other Expenses	1,500.00	0.00	0.00%
0-30-37.94 Annual Report	3,500.00	0.00	0.00%
Total AUDIT AND CITY REPORT	**42,500.00**	**39,500.00**	**92.94%**
0-30-38.9 CORPORATE COUNSEL			
0-30-38.90 Professional Expense	15,000.00	3,665.40	24.44%
0-30-38.91 Bond Counsel	500.00	0.00	0.00%
0-30-38.96 EB5 Recovery Effort Grant	0.00	8,800.00	100.00%
Total CORPORATE COUNSEL	**15,500.00**	**12,465.40**	**80.42%**
0-30-39 DELINQUENT TAX COLLECTOR			
0-30-39.10 Salaries	4,017.00	2,005.58	49.93%
0-30-39.20 Office Supplies	50.00	0.00	0.00%

Account	Budget	Actual	Actual % of Budget
0-30-39.34 Communications	1,400.00	763.37	54.53%
0-30-39.52 Social Security	308.00	147.06	47.75%
0-30-39.55 Workers Comp	20.00	0.00	0.00%
0-30-39.79 Other Expenses	200.00	6,462.68	3,231.34%
Total DELINQUENT TAX COLLECTOR	**5,995.00**	**9,378.69**	**156.44%**
0-30-40 MUNICIPAL BUILDING			
0-30-40.10 Salaries	43,773.00	27,481.56	62.78%
0-30-40.11 Vacation	1,839.00	1,126.53	61.26%
0-30-40.12 Holiday	2,207.00	2,023.12	91.67%
0-30-40.13 Sick Pay	0.00	1,528.84	100.00%
0-30-40.15 Fuel Oil	12,000.00	10,572.96	88.11%
0-30-40.16 Operating Supplies	4,000.00	2,829.01	70.73%
0-30-40.17 Repair & Maint Supplies	1,500.00	377.88	25.19%
0-30-40.18 Small Tools & Equip	500.00	663.04	132.61%
0-30-40.19 Misc Expense	400.00	229.17	57.29%
0-30-40.20 Repair & Maintenance	15,000.00	18,815.93	125.44%
0-30-40.21 Utilities	17,000.00	10,401.69	61.19%
0-30-40.22 Improvements	5,000.00	3,632.00	72.64%
0-30-40.24 Propane for Generator	100.00	0.00	0.00%
0-30-40.25 Work Attire	500.00	389.96	77.99%
0-30-40.52 Social Security	3,489.00	2,460.26	70.51%
0-30-40.53 Muni Retirement	3,826.00	2,653.30	69.35%
0-30-40.54 Health Insurance	8,199.00	6,612.46	80.65%
0-30-40.55 Workman's Comp	2,100.00	1,498.50	71.36%
0-30-40.56 Unemployment	200.00	82.85	41.43%
0-30-40.57 Life/AD&D/Disability	450.00	358.56	79.68%
0-30-40.58 HRA Expense	2,100.00	5.68	0.27%
Total MUNICIPAL BUILDING	**124,183.00**	**93,743.30**	**75.49%**
0-30-41 REAPPRAISAL			
Total REAPPRAISAL	**0.00**	**0.00**	**0.00%**
Total GOVERNMENT OPERATIONS	**635,582.00**	**484,546.92**	**76.24%**
0-4 PUBLIC SAFETY			
0-40 POLICE DEPARTMENT			
0-40-40 POLICE ADMINISTRATION			
0-40-40.10 Salaries	69,757.00	45,781.98	65.63%
0-40-40.12 Vacation	6,119.00	6,067.46	99.16%
0-40-40.13 Holiday	3,672.00	2,946.42	80.24%
0-40-40.14 Sick Pay	0.00	1,329.99	100.00%
0-40-40.18 Uniform Allowance	500.00	450.00	90.00%
0-40-40.20 Office Supplies	150.00	109.95	73.30%
0-40-40.21 Operating Supplies	150.00	30.78	20.52%
0-40-40.30 Advertising	600.00	0.00	0.00%
0-40-40.31 On-Call Pay	750.00	0.00	0.00%

Account	Budget	Actual	Actual % of Budget
0-40-40.34 Communications	1,500.00	1,080.24	72.02%
0-40-40.40 Travel & Misc Expense	1,000.00	292.31	29.23%
0-40-40.52 Social Security	6,143.00	4,173.23	67.93%
0-40-40.53 Muni Retirement	8,432.00	6,667.17	79.07%
0-40-40.54 Health Insurance	23,111.00	18,554.96	80.29%
0-40-40.55 Worker's Comp	6,000.00	5,668.35	94.47%
0-40-40.56 Unemployment	150.00	82.81	55.21%
0-40-40.57 Life/AD&D/Disability	700.00	516.88	73.84%
0-40-40.59 HRA Expense	3,000.00	0.00	0.00%
0-40-40.78 Police Liability Ins	31,000.00	42,744.99	137.89%
0-40-40.79 Other Expenses	1,000.00	5,945.60	594.56%
0-40-40.89 Training	1,000.00	0.00	0.00%
Total POLICE ADMINISTRATION	**164,734.00**	**142,443.12**	**86.47%**
0-40-41 POLICE PATROL			
0-40-41.11 Sick Pay	0.00	12,410.46	100.00%
0-40-41.13 Vacation	40,150.00	27,979.42	69.69%
0-40-41.14 Holiday	45,877.00	39,737.92	86.62%
0-40-41.16 Salaries	647,956.00	341,614.89	52.72%
0-40-41.17 Overtime	70,000.00	51,168.60	73.10%
0-40-41.18 Part-Time	30,000.00	14,716.44	49.05%
0-40-41.19 On-Call Pay	5,200.00	3,128.00	60.15%
0-40-41.21 Operating Supplies	0.00	1,547.06	100.00%
0-40-41.22 Office Supplies	2,500.00	1,051.11	42.04%
0-40-41.24 Gasoline	18,000.00	15,039.92	83.56%
0-40-41.30 SIU Salaries	0.00	35,266.68	100.00%
0-40-41.35 Communications	14,000.00	8,839.69	63.14%
0-40-41.50 Uniform Purchases	3,000.00	2,854.02	95.13%
0-40-41.52 Social Security	64,198.00	40,017.17	62.33%
0-40-41.53 Muni Retirement	90,916.00	58,021.16	63.82%
0-40-41.54 Health Insurance	127,265.00	118,844.62	93.38%
0-40-41.55 Worker's Comp	73,000.00	59,424.15	81.40%
0-40-41.56 Unemployment	2,000.00	1,077.00	53.85%
0-40-41.57 Life/AD&D/Disability	6,200.00	4,627.51	74.64%
0-40-41.58 HRA Insurance	7,000.00	4,836.66	69.10%
0-40-41.59 Health Insurance Opt Out	13,119.00	4,693.08	35.77%
0-40-41.69 Vehicle Repair & Maintena	20,000.00	12,227.67	61.14%
0-40-41.70 Outside Services	7,000.00	3,662.36	52.32%
0-40-41.78 Uniform Allowance/Gym Rmb	5,850.00	5,646.24	96.52%
0-40-41.80 Training	20,000.00	14,154.67	70.77%
0-40-41.89 Stonegarden Maint Supply	0.00	3,304.42	100.00%
0-40-41.90 Equipment	12,000.00	9,503.16	79.19%
0-40-41.91 Oper Stonegarden 97.067	0.00	40,410.24	100.00%
0-40-41.94 VT Drug Task Force Grant	0.00	39,767.72	100.00%
0-40-41.95 K-9 Expenses	1,350.00	429.05	31.78%
Total POLICE PATROL	**1,326,581.00**	**976,001.09**	**73.57%**

0-40-42 POLICE DISPATCH

Account	Budget	Actual	Actual % of Budget
0-40-42.11 Sick Pay	0.00	4,290.03	100.00%
0-40-42.13 Vacation	9,592.00	3,152.12	32.86%
0-40-42.14 Holiday	13,072.00	12,623.56	96.57%
0-40-42.16 Salaries	222,256.00	130,828.80	58.86%
0-40-42.17 Overtime	17,000.00	9,717.65	57.16%
0-40-42.18 Part-Time	27,000.00	9,758.74	36.14%
0-40-42.21 Operating Supplies	750.00	706.74	94.23%
0-40-42.22 Office Supplies	750.00	365.16	48.69%
0-40-42.35 Communications	20,000.00	10,067.86	50.34%
0-40-42.50 Uniform Purchases	800.00	366.22	45.78%
0-40-42.52 Social Security	22,103.00	13,219.02	59.81%
0-40-42.53 Muni Retirement	20,554.00	13,718.63	66.74%
0-40-42.54 Health Insurance	41,117.00	23,886.33	58.09%
0-40-42.55 Worker's Comp	2,000.00	1,152.29	57.61%
0-40-42.56 Unemployment	650.00	373.58	57.47%
0-40-42.57 Life/AD&D/Disability	2,000.00	1,087.04	54.35%
0-40-42.58 HRA Expense	5,000.00	4,234.25	84.69%
0-40-42.59 Health Insurance Opt Out	6,560.00	2,867.99	43.72%
0-40-42.70 Outside Services	1,500.00	167.97	11.20%
0-40-42.78 Uniform Allowance/Gym Rmb	2,250.00	2,250.00	100.00%
0-40-42.80 Training	800.00	740.59	92.57%
0-40-42.90 Equipment	1,500.00	216.34	14.42%
Total POLICE DISPATCH	**417,254.00**	**245,790.91**	**58.91%**
0-40-43 ANIMAL CONTROL			
0-40-43.21 Operating Supplies	50.00	0.00	0.00%
0-40-43.60 Outside Services	1,000.00	290.00	29.00%
Total ANIMAL CONTROL	**1,050.00**	**290.00**	**27.62%**
0-40-50 POLICE CONTACTED SCVS			
0-40-50.10 Salaries	0.00	863.55	100.00%
0-40-50.11 Social Security	0.00	64.66	100.00%
0-40-50.20 *Salaries - NCUHS	0.00	5,188.21	100.00%
0-40-50.21 Social Security	0.00	388.47	100.00%
Total POLICE CONTACTED SCVS	**0.00**	**6,504.89**	**100.00%**
Total POLICE DEPARTMENT	**1,909,619.00**	**1,371,030.01**	**71.80%**
0-45 FIRE DEPARTMENT			
0-45-45 FIRE FIGHTING			
0-45-45.05 Salary Administration	45,243.00	32,012.81	70.76%
0-45-45.10 Salaries	24,000.00	11,412.23	47.55%
0-45-45.12 Vacation	1,901.00	2,237.87	117.72%
0-45-45.13 Holiday	2,282.00	1,424.10	62.41%
0-45-45.21 Operating Supplies	500.00	110.24	22.05%
0-45-45.22 Repair & Maintenance Supp	500.00	0.00	0.00%
0-45-45.25 P & C Insurance	8,000.00	8,838.03	110.48%

Account	Budget	Actual	Actual % of Budget
0-45-45.26 Worker's Comp Assig Risk	12,000.00	10,391.73	86.60%
0-45-45.28 Gasoline	4,000.00	3,172.19	79.30%
0-45-45.35 Postage	0.00	18.97	100.00%
0-45-45.40 Other Expense	3,000.00	3,641.86	121.40%
0-45-45.45 Other Equip Maintenance	4,500.00	1,958.48	43.52%
0-45-45.50 Volunteer Firefighter	0.00	134.55	100.00%
0-45-45.52 Social Security	5,618.00	3,533.67	62.90%
0-45-45.53 Muni Retirement	3,955.00	3,233.14	81.75%
0-45-45.54 Health Insurance	4,313.00	2,473.78	57.36%
0-45-45.56 Unemployment	200.00	82.85	41.43%
0-45-45.57 Life/AD&D/Disability	500.00	349.60	69.92%
0-45-45.68 Repair & Maintenance	500.00	0.00	0.00%
0-45-45.69 Personnel Equipment	10,000.00	10,199.24	101.99%
0-45-45.70 Chief Work Attire	300.00	96.50	32.17%
0-45-45.80 Travel	100.00	60.00	60.00%
0-45-45.81 Liability	600.00	0.00	0.00%
0-45-45.85 Coventry Expense	300.00	0.00	0.00%
Total FIRE FIGHTING	**132,312.00**	**95,381.84**	**72.09%**
0-45-46 FIRE TRAINING			
0-45-46.40 Other Expense	2,000.00	130.00	6.50%
Total FIRE TRAINING	**2,000.00**	**130.00**	**6.50%**
0-45-47 FIRE COMMUNICATIONS			
0-45-47.22 Repair & Maintenance Supp	1,000.00	1,300.00	130.00%
0-45-47.34 Communications	4,100.00	4,599.73	112.19%
0-45-47.69 Equipment	6,000.00	3,022.17	50.37%
Total FIRE COMMUNICATIONS	**11,100.00**	**8,921.90**	**80.38%**
0-45-48 FIRE STATION			
0-45-48.19 Fuel Oil	5,500.00	3,392.95	61.69%
0-45-48.22 Repair & Maintenance Supp	500.00	694.86	138.97%
0-45-48.68 Repair & Maintenance	3,000.00	930.00	31.00%
0-45-48.76 Utilities	4,000.00	2,124.33	53.11%
0-45-48.87 Equipment	3,000.00	537.98	17.93%
Total FIRE STATION	**16,000.00**	**7,680.12**	**48.00%**
0-45-49 FIRE DEPT EQUIP & GRANTS			
0-45-49.81 Truck Maintenance	6,000.00	7,403.08	123.38%
0-45-49.82 Repair & Maintenance	10,000.00	2,924.59	29.25%
0-45-49.83 Fire Trucks & Equipment	6,000.00	1,649.52	27.49%
0-45-49.87 Equipment	6,000.00	7,067.87	117.80%
0-45-49.96 Fire Fighters Grant	0.00	50,511.00	100.00%
Total FIRE DEPT EQUIP & GRANTS	**28,000.00**	**69,556.06**	**248.41%**
Total FIRE DEPARTMENT	**189,412.00**	**181,669.92**	**95.91%**

Account	Budget	Actual	Actual % of Budget
Total PUBLIC SAFETY	**2,099,031.00**	**1,552,699.93**	**73.97%**
0-50 PUBLIC WORKS			
0-50-50 PUBLIC WORKS ADMINISTRATI			
0-50-50.10 Salaries	34,072.00	22,337.06	65.56%
0-50-50.12 Vacation	24,056.00	4,463.80	18.56%
0-50-50.13 Holiday	21,788.00	7,801.44	35.81%
0-50-50.14 Sick Pay	0.00	3,385.45	100.00%
0-50-50.15 Longevity Pay	300.00	266.68	88.89%
0-50-50.20 Office Supplies	900.00	557.90	61.99%
0-50-50.21 Employee Work Attire	4,100.00	3,876.20	94.54%
0-50-50.34 Communications	4,000.00	2,110.97	52.77%
0-50-50.52 Social Security	40,110.00	29,658.67	73.94%
0-50-50.53 Muni Retirement	36,201.00	27,959.96	77.24%
0-50-50.54 Health Insurance	66,935.00	57,330.67	85.65%
0-50-50.55 Worker's Comp	42,000.00	32,707.74	77.88%
0-50-50.56 Unemployment	1,600.00	994.15	62.13%
0-50-50.57 Life/AD&D/Disability	4,300.00	3,473.25	80.77%
0-50-50.58 HRA Expense	7,000.00	7,142.01	102.03%
0-50-50.59 Health Ins Opt Out	5,200.00	2,600.00	50.00%
0-50-50.60 Professional Expense	2,000.00	120.00	6.00%
0-50-50.68 Repair & Maintenance	2,200.00	1,842.15	83.73%
0-50-50.82 New Equipment	350.00	0.00	0.00%
Total PUBLIC WORKS ADMINISTRATI	**297,112.00**	**208,628.10**	**70.22%**
0-50-51 STREET MAINTENANCE			
0-50-51.10 Regular Pay	116,000.00	12,744.68	10.99%
0-50-51.11 Street Maint-Overtime	10,300.00	12,658.23	122.90%
0-50-51.12 Vacation	0.00	25,507.57	100.00%
0-50-51.13 Holiday	0.00	20,418.08	100.00%
0-50-51.14 Sick Time	0.00	16,432.68	100.00%
0-50-51.15 Other Pay	500.00	269.28	53.86%
0-50-51.17 Repair/Maintenance	0.00	26,419.39	100.00%
0-50-51.18 Sweeping/Washing	0.00	1,993.91	100.00%
0-50-51.19 Hot Mix/Paving	0.00	23,832.28	100.00%
0-50-51.20 Grading Roads	0.00	2,775.14	100.00%
0-50-51.21 Dust Control	0.00	269.28	100.00%
0-50-51.22 Tree/Brush Removal	0.00	1,398.56	100.00%
0-50-51.26 Long Bridge Lighting	0.00	274.32	100.00%
0-50-51.31 Materials	40,000.00	61,956.05	154.89%
0-50-51.32 Truck & Equip Maint Suppl	10,500.00	6,058.19	57.70%
0-50-51.33 Truck & Equipment Parts	28,000.00	13,686.16	48.88%
0-50-51.34 Small Tools & Equipment	2,700.00	3,392.39	125.64%
0-50-51.38 Fuel	19,500.00	11,342.86	58.17%
0-50-51.65 Tree Removal-Contractors	1,500.00	0.00	0.00%
0-50-51.66 Truck & Equipment Rental	500.00	2,990.23	598.05%
0-50-51.68 Truck & Equipment Repairs	12,000.00	17,703.25	147.53%
0-50-51.80 Equipment	1,500.00	0.00	0.00%

Account	Budget	Actual	Actual % of Budget
Total STREET MAINTENANCE	**243,000.00**	**262,122.53**	**107.87%**
0-50-52 WINTER MAINTENANCE			
0-50-52.10 Regular Pay	99,000.00	42,640.02	43.07%
0-50-52.11 Winter Maint-Overtime	9,000.00	2,681.83	29.80%
0-50-52.14 On-Call Pay	5,000.00	5,468.50	109.37%
0-50-52.15 Other Pay	0.00	62.50	100.00%
0-50-52.16 Regular Pay-Snow Plowing	30,000.00	15,230.01	50.77%
0-50-52.17 Regular Pay-Salt/Sand	25,000.00	6,521.41	26.09%
0-50-52.21 Materials	115,000.00	91,124.62	79.24%
0-50-52.22 Truck & Equip Parts	30,000.00	26,831.98	89.44%
0-50-52.23 Small Tools & Equipment	1,000.00	511.84	51.18%
0-50-52.28 Fuel	26,000.00	19,794.18	76.13%
0-50-52.31 Truck & Equip Maint Suppl	10,000.00	5,632.17	56.32%
0-50-52.66 Truck & Equipment Rental	4,000.00	45.00	1.13%
0-50-52.68 Truck & Equipment Repair	9,000.00	917.27	10.19%
0-50-52.82 Equipment	300.00	0.00	0.00%
Total WINTER MAINTENANCE	**363,300.00**	**217,461.33**	**59.86%**
0-50-53 GARAGE & FACILITIES			
0-50-53.10 Regular Pay	9,822.00	899.84	9.16%
0-50-53.19 Propane	10,000.00	5,114.51	51.15%
0-50-53.21 Operating Supplies	3,700.00	1,487.63	40.21%
0-50-53.22 Repair Supplies	400.00	117.77	29.44%
0-50-53.23 Small Tools & Equipment	2,000.00	1,545.30	77.27%
0-50-53.34 Communications	4,100.00	2,862.30	69.81%
0-50-53.68 Repair & Maintenance	7,500.00	3,401.00	45.35%
0-50-53.76 Utilities	7,000.00	3,681.48	52.59%
0-50-53.78 Professional Services	750.00	675.00	90.00%
0-50-53.80 Improvements	2,000.00	0.00	0.00%
0-50-53.82 Equipment	700.00	176.53	25.22%
0-50-53.83 State Operating Fees	350.00	0.00	0.00%
Total GARAGE & FACILITIES	**48,322.00**	**19,961.36**	**41.31%**
0-50-55 STORM MAINTENANCE			
0-50-55.10 Regular Pay	64,000.00	400.00	0.63%
0-50-55.11 Storm Maint-Overtime	1,200.00	197.12	16.43%
0-50-55.16 Capital Improvements	0.00	2,669.30	100.00%
0-50-55.17 Repairs/Thaw Lines	0.00	884.28	100.00%
0-50-55.18 Ditching	0.00	1,950.45	100.00%
0-50-55.19 Ditch Cleaning	0.00	2,179.04	100.00%
0-50-55.20 Shoulders/Mowing	0.00	11,437.50	100.00%
0-50-55.21 Truck & Equip Maint Suppl	300.00	381.33	127.11%
0-50-55.22 Truck & Equip Parts	2,500.00	1,558.51	62.34%
0-50-55.23 Small Tools & Equipment	1,500.00	814.47	54.30%
0-50-55.25 Materials	19,000.00	3,522.37	18.54%
0-50-55.60 Professional Expense	0.00	1,075.28	100.00%

Account	Budget	Actual	Actual % of Budget
0-50-55.66 Truck & Equipment Rental	500.00	1,391.50	278.30%
0-50-55.68 Truck & Equip Repairs	100.00	0.00	0.00%
0-50-55.81 Outside Contracting	9,000.00	0.00	0.00%
0-50-55.90 State Fee - Stormwater	2,500.00	880.00	35.20%
Total STORM MAINTENANCE	**100,600.00**	**29,341.15**	**29.17%**
0-50-57 TRAFFIC MAINTENANCE			
0-50-57.10 Regular Pay	39,467.00	15,347.90	38.89%
0-50-57.17 Crack Sealing	0.00	3,965.57	100.00%
0-50-57.18 Flagging	0.00	200.00	100.00%
0-50-57.19 Sign Repair/Replace	0.00	4,569.69	100.00%
0-50-57.20 Guardrails	0.00	287.11	100.00%
0-50-57.25 Materials-Line Striping	8,500.00	0.00	0.00%
0-50-57.26 Materials-Road Signs	5,000.00	1,730.28	34.61%
0-50-57.28 Fuel	200.00	0.00	0.00%
0-50-57.60 Outside Contracting	1,000.00	3,753.36	375.34%
0-50-57.61 Traffic Light Maintenance	5,500.00	5,142.00	93.49%
0-50-57.76 Street Lights	85,500.00	48,001.49	56.14%
0-50-57.86 Utility Traffic Lights	6,000.00	3,478.85	57.98%
Total TRAFFIC MAINTENANCE	**151,167.00**	**86,476.25**	**57.21%**
0-50-58 CITY PROPERTY			
0-50-58.10 Regular Pay	34,810.00	59,815.70	171.83%
0-50-58.18 Maintenance Supplies	100.00	0.00	0.00%
0-50-58.21 Repair Supplies	200.00	0.00	0.00%
0-50-58.22 Small Tools & Equipment	50.00	0.00	0.00%
0-50-58.70 Parklet - Muni Bldg	0.00	39,369.84	100.00%
0-50-58.76 Utilities (Railroad Sq)	600.00	341.77	56.96%
0-50-58.78 Tree Maintenance	2,000.00	12,724.35	636.22%
0-50-58.79 Property Insurance	23,600.00	28,003.79	118.66%
Total CITY PROPERTY	**61,360.00**	**140,255.45**	**228.58%**
0-50-59 PRIVATE WORK EXPENDITURES			
0-50-59.10 Private Work-Labor	0.00	2,825.02	100.00%
Total PRIVATE WORK EXPENDITURES	**0.00**	**2,825.02**	**100.00%**
0-50-60 PB PATH DEVELOPMENT			
Total PB PATH DEVELOPMENT	**0.00**	**0.00**	**0.00%**
0-50-61 DOWNTOWN TRANS GRANT			
Total DOWNTOWN TRANS GRANT	**0.00**	**0.00**	**0.00%**
0-50-62 EV Charging Station			
0-50-62.76 Utilities	0.00	952.71	100.00%

Account	Budget	Actual	Actual % of Budget
Total EV Charging Station	**0.00**	**952.71**	**100.00%**
0-50-63 Main/Field Intersection G			
0-50-63.10 Labor	0.00	200.00	100.00%
Total Main/Field Intersection G	**0.00**	**200.00**	**100.00%**
Total PUBLIC WORKS	**1,264,861.00**	**968,223.90**	**76.55%**
0-60-10 City Landscaper			
0-60-10.10 Salaries	35,125.00	23,002.04	65.49%
0-60-10.13 Holiday	0.00	1,252.68	100.00%
0-60-10.14 Sick Pay	0.00	770.88	100.00%
0-60-10.15 Worker's Comp	1,700.00	1,288.71	75.81%
0-60-10.16 Social Secuity	3,146.00	2,631.51	83.65%
0-60-10.17 Muni Retirement	2,810.00	2,086.44	74.25%
0-60-10.18 Health Insurance	6,149.00	4,995.33	81.24%
0-60-10.19 Unemployment	150.00	82.85	55.23%
0-60-10.20 Life/AD&D/Disability	310.00	222.00	71.61%
0-60-10.21 HRA Expense	500.00	0.00	0.00%
0-60-10.22 Supplies	1,000.00	1,785.13	178.51%
0-60-10.23 Material	14,000.00	8,229.47	58.78%
0-60-10.24 Equipment	500.00	0.00	0.00%
0-60-10.25 Greenhouse Expense	500.00	63.95	12.79%
0-60-10.26 Seasonal Salaries	6,000.00	10,738.00	178.97%
0-60-10.27 Propane	2,000.00	0.00	0.00%
0-60-10.28 Vehicle Repair	1,000.00	219.60	21.96%
0-60-10.29 Vehicle Fuel	500.00	2,193.61	438.72%
Total City Landscaper	**75,390.00**	**59,562.20**	**79.01%**
0-70 RECREATION DEPARTMENT			
0-70-70 RECREATION ADMINISTRATION			
0-70-70.10 Salaries	56,650.00	36,742.02	64.86%
0-70-70.12 Vacation	0.00	6,295.54	100.00%
0-70-70.13 Holiday	0.00	3,322.24	100.00%
0-70-70.14 Sick Pay	0.00	3,167.44	100.00%
0-70-70.16 Admin Duties	0.00	12,488.65	100.00%
0-70-70.17 Professional Development	0.00	272.00	100.00%
0-70-70.20 Office Supplies	1,000.00	464.21	46.42%
0-70-70.21 Employee Work Attire	100.00	0.00	0.00%
0-70-70.22 COVID-19 Materials	500.00	0.00	0.00%
0-70-70.34 Communications	3,600.00	2,670.90	74.19%
0-70-70.40 Travel & Misc Expense	1,000.00	656.95	65.70%
0-70-70.42 Social Security	4,334.00	4,937.46	113.92%
0-70-70.43 Muni retirement	4,533.00	4,823.95	106.42%
0-70-70.44 Health Insurance	23,039.00	18,549.28	80.51%
0-70-70.45 Worker's Comp	2,500.00	1,775.20	71.01%
0-70-70.46 Unemployment	130.00	82.85	63.73%

Account	Budget	Actual	Actual % of Budget
0-70-70.47 Life/AD&D/Disability	300.00	662.32	220.77%
0-70-70.48 HRA Expense	2,100.00	0.00	0.00%
0-70-70.49 Health Ins Opt Out	0.00	600.00	100.00%
0-70-70.60 Professional Expense	2,000.00	510.00	25.50%
0-70-70.68 Repair & Maintenance	1,000.00	895.05	89.51%
0-70-70.82 New Equipment	1,200.00	0.00	0.00%
0-70-70.83 Other Expenses	1,000.00	0.00	0.00%
0-70-70.86 Publications	200.00	0.00	0.00%
0-70-70.89 Property & Casualty Insur	7,000.00	9,363.24	133.76%
0-70-70.90 Software	5,000.00	0.00	0.00%
Total RECREATION ADMINISTRATION	**117,186.00**	**108,279.30**	**92.40%**
0-70-71 SENIOR CITIZENS CENTER			
0-70-71.10 Salaries	5,500.00	4,859.72	88.36%
0-70-71.20 Events	1,000.00	1,000.00	100.00%
0-70-71.21 Rental	250.00	101.67	40.67%
0-70-71.52 Social Security	421.00	371.83	88.32%
0-70-71.55 Worker's Comp	341.00	172.35	50.54%
0-70-71.56 Unemployment	88.00	82.85	94.15%
Total SENIOR CITIZENS CENTER	**7,600.00**	**6,588.42**	**86.69%**
0-70-72 VOREC GRANT			
Total VOREC GRANT	**0.00**	**0.00**	**0.00%**
0-70-73 PROUTY BEACH			
0-70-73.10 Salaries	36,765.00	1,670.24	4.54%
0-70-73.11 PB Waterfront	22,400.00	0.00	0.00%
0-70-73.13 PB Admin	19,320.00	10,095.62	52.25%
0-70-73.16 Mowing & Trimming	0.00	282.84	100.00%
0-70-73.17 PB Operations	0.00	32,246.70	100.00%
0-70-73.18 Gasoline	1,500.00	4,090.57	272.70%
0-70-73.19 PB Security	0.00	165.00	100.00%
0-70-73.21 Operating Supplies	4,000.00	2,492.71	62.32%
0-70-73.22 Repair & Maint Supplies	8,000.00	2,070.34	25.88%
0-70-73.23 Small Tools & Equipment	500.00	345.15	69.03%
0-70-73.24 Propane	0.00	14.54	100.00%
0-70-73.25 Equip Maintenance	1,000.00	1,455.78	145.58%
0-70-73.34 Communications	5,500.00	3,335.05	60.64%
0-70-73.36 Social Security	6,004.00	3,901.85	64.99%
0-70-73.37 Muni Retirement	2,941.00	141.75	4.82%
0-70-73.38 Health Insurance	0.00	5,572.68	100.00%
0-70-73.39 Workman's Comp	3,500.00	2,459.43	70.27%
0-70-73.40 Unemployment	200.00	82.85	41.43%
0-70-73.41 Life/AD&D/Disability	350.00	16.16	4.62%
0-70-73.43 Health Ins Opt Out	1,950.00	0.00	0.00%
0-70-73.68 Repair & Maintenance	1,000.00	4,049.70	404.97%
0-70-73.76 Utilities	18,500.00	16,247.43	87.82%

Account	Budget	Actual	Actual % of Budget
0-70-73.78 Refunds	0.00	1,429.07	100.00%
0-70-73.79 Other Expenses	200.00	517.92	258.96%
0-70-73.81 Contracted Services	1,400.00	0.00	0.00%
0-70-73.82 New Equipment	5,000.00	2,065.33	41.31%
0-70-73.83 Improvements	5,000.00	4,203.27	84.07%
0-70-73.84 Solid Waste Disposal	2,500.00	1,289.33	51.57%
0-70-73.85 Lease Equipment	0.00	1,410.00	100.00%
0-70-73.86 Camper Funded Equipment	0.00	1,435.08	100.00%
0-70-73.87 PB Resale Goods	1,500.00	1,268.21	84.55%
0-70-73.88 Prouty Beach Attire	300.00	407.96	135.99%
0-70-73.89 Vehicle Maintenance	500.00	1,268.41	253.68%
0-70-73.90 Pest Control	300.00	0.00	0.00%
0-70-73.91 Camper Events	500.00	0.00	0.00%
0-70-73.92 Software	0.00	1,714.00	100.00%
Total PROUTY BEACH	**150,630.00**	**107,744.97**	**71.53%**
0-70-74 COMMUNITY KITCHEN			
Total COMMUNITY KITCHEN	**0.00**	**0.00**	**0.00%**
0-70-76 RECREATION PROGRAMS			
0-70-76.10 Salaries	15,000.00	392.00	2.61%
0-70-76.11 Summer Camp Salary	29,760.00	728.00	2.45%
0-70-76.12 Summer Prog Salary	0.00	27,196.81	100.00%
0-70-76.13 Winter Prog Salary	0.00	8,436.43	100.00%
0-70-76.14 Annual Events Salary	0.00	979.96	100.00%
0-70-76.17 Adult Programs	1,000.00	0.00	0.00%
0-70-76.24 Other Programs	100.00	0.00	0.00%
0-70-76.32 Annual Events	45,000.00	42,314.26	94.03%
0-70-76.33 Summer Camp	0.00	12.88	100.00%
0-70-76.38 Discount Tickets	8,000.00	0.00	0.00%
0-70-76.39 Summer Programs	4,000.00	1,558.76	38.97%
0-70-76.40 Winter Programs	500.00	267.56	53.51%
0-70-76.41 Playworld - GF	300.00	923.08	307.69%
0-70-76.44 Social Security	3,501.00	2,938.27	83.93%
0-70-76.45 Muni Retirement	0.00	283.24	100.00%
0-70-76.46 Health Insurance	0.00	658.89	100.00%
0-70-76.47 Worker's Comp	1,240.00	1,433.95	115.64%
0-70-76.48 Unemployment	100.00	0.00	0.00%
0-70-76.49 Life/AD&D/Disability	0.00	32.30	100.00%
0-70-76.52 Summer Camp Operations	5,000.00	1,219.92	24.40%
0-70-76.53 Equipment Repair	200.00	0.00	0.00%
Total RECREATION PROGRAMS	**113,701.00**	**89,376.31**	**78.61%**
0-70-78 GARDNER PARK			
0-70-78.10 Salaries	61,509.00	2,955.93	4.81%
0-70-78.11 Gardner Park Operations	18,000.00	51,120.17	284.00%
0-70-78.13 Ice Rink Maintenance	0.00	1,104.26	100.00%

Account	Budget	Actual	Actual % of Budget
0-70-78.18 Gasoline	2,000.00	1,173.33	58.67%
0-70-78.19 Fuel Oil	1,500.00	2,363.34	157.56%
0-70-78.21 Operating Supplies	2,500.00	2,720.54	108.82%
0-70-78.22 Repair & Maint Supplies	5,000.00	3,654.97	73.10%
0-70-78.23 Small Tools & Equipment	1,000.00	582.68	58.27%
0-70-78.29 Security	0.00	497.00	100.00%
0-70-78.30 Equipment Maintenance	2,500.00	420.98	16.84%
0-70-78.34 Communications	4,000.00	1,955.05	48.88%
0-70-78.36 Social Security	6,082.00	3,963.87	65.17%
0-70-78.37 Muni Retirement	4,921.00	2,266.97	46.07%
0-70-78.38 Health Insurance	8,199.00	5,355.33	65.32%
0-70-78.39 Worker's Comp	3,500.00	2,530.82	72.31%
0-70-78.40 Unemployment	150.00	82.85	55.23%
0-70-78.41 Life/AD&D/Disability	600.00	258.24	43.04%
0-70-78.42 HRA Expense	1,000.00	0.00	0.00%
0-70-78.43 Health Ins Opt Out	650.00	0.00	0.00%
0-70-78.68 Repair & Maintenance	0.00	836.76	100.00%
0-70-78.76 Utilities	2,700.00	2,215.84	82.07%
0-70-78.79 Other Expenses	100.00	0.00	0.00%
0-70-78.80 Scoreboard	0.00	2,464.43	100.00%
0-70-78.82 Improvements	3,000.00	3,002.78	100.09%
0-70-78.83 New Equipment	5,200.00	797.91	15.34%
0-70-78.85 Solid Waste Disposal	1,300.00	830.58	63.89%
0-70-78.86 Lease Equipment	100.00	647.50	647.50%
0-70-78.89 Resale Goods	300.00	1,017.72	339.24%
0-70-78.90 Gardner Park Attire	200.00	957.52	478.76%
0-70-78.91 Vehicle Maintenance	500.00	1,464.63	292.93%
0-70-78.92 Pest Control	300.00	0.00	0.00%
Total GARDNER PARK	**136,811.00**	**97,242.00**	**71.08%**
0-70-79 WATERFRONT			
0-70-79.10 Dock Administration	22,000.00	17,942.04	81.55%
0-70-79.11 Gateway Maintenance	1,000.00	94.32	9.43%
0-70-79.12 Operations	8,100.00	10,107.21	124.78%
0-70-79.13 AIS Management	0.00	175.70	100.00%
0-70-79.17 Seasonal Dock Staff	0.00	56.25	100.00%
0-70-79.21 Operating Supplies	2,000.00	597.49	29.87%
0-70-79.22 Repair & Maint Supplies	5,000.00	3,195.40	63.91%
0-70-79.34 Communications	2,900.00	1,886.24	65.04%
0-70-79.36 Social Security	2,380.00	2,169.03	91.14%
0-70-79.37 Muni Retirement	0.00	141.75	100.00%
0-70-79.38 Health Insurance	0.00	335.11	100.00%
0-70-79.39 Workman's Comp	1,400.00	974.56	69.61%
0-70-79.40 Unemployment	150.00	82.85	55.23%
0-70-79.41 Life/AD&D/Disability	200.00	16.16	8.08%
0-70-79.68 Repair & Maintenance	0.00	2,755.68	100.00%
0-70-79.76 Utilities	6,500.00	3,226.64	49.64%
0-70-79.77 Resale Gasoline	30,000.00	40,150.99	133.84%
0-70-79.78 WF Resale Goods	1,500.00	395.64	26.38%

Account	Budget	Actual	Actual % of Budget
0-70-79.79 Other Expenses	200.00	2,744.99	1,372.50%
0-70-79.80 WF Greeter Program	2,000.00	970.00	48.50%
0-70-79.81 PPE & Attire	200.00	0.00	0.00%
0-70-79.82 Improvements	3,000.00	1,447.59	48.25%
0-70-79.85 Aquatic Nuisance	1,200.00	2,812.50	234.38%
0-70-79.89 Gateway Maintenance	2,000.00	61.99	3.10%
0-70-79.90 Gateway Center	4,500.00	4,103.56	91.19%
0-70-79.91 Solid Waste Disposal	3,650.00	1,421.48	38.94%
0-70-79.94 Permits & Inspection	100.00	50.00	50.00%
0-70-79.95 WF Small Tools & Equip	400.00	367.63	91.91%
0-70-79.96 New Equipment	300.00	903.12	301.04%
0-70-79.97 Equipment Maintenance	300.00	1,246.95	415.65%
0-70-79.98 Pest Control	200.00	0.00	0.00%
0-70-79.99 GW Inspections	700.00	550.00	78.57%
Total WATERFRONT	**101,880.00**	**100,982.87**	**99.12%**
Total RECREATION DEPARTMENT	**627,808.00**	**510,213.87**	**81.27%**
0-80-69.55 Worker's Comp	0.00	1,402.37	100.00%
0-80-69.56 Unemployment	0.00	165.69	100.00%
0-80-86 CONSERVATION & DEVELOPMEN			
0-80-86.83 Main St. Banners/Lights	5,000.00	289.85	5.80%
0-80-86.84 Bike Path & RR ROW	6,000.00	4,406.64	73.44%
0-80-86.89 VLCT Membership	6,800.00	6,728.00	98.94%
0-80-86.91 NVDA	4,555.00	3,600.00	79.03%
0-80-86.98 Volunteer Band	500.00	500.00	100.00%
Total CONSERVATION & DEVELOPMEN	**22,855.00**	**15,524.49**	**67.93%**
0-81 CONSERVATION PROJECT			
0-81-80 BOAT WASHING STATION			
Total BOAT WASHING STATION	**0.00**	**0.00**	**0.00%**
0-81-95 PERSONNEL EXPENSES			
Total PERSONNEL EXPENSES	**0.00**	**0.00**	**0.00%**
Total CONSERVATION PROJECT	**0.00**	**0.00**	**0.00%**
0-82 HEALTH & WELFARE			
0-82-68.10 Health Officer Salary	3,605.00	2,496.64	69.25%
0-82-68.52 Social Security	200.00	635.34	317.67%
0-82-69.00 Recycling Expense	17,500.00	15,855.89	90.61%
0-82-69.10 Recycling Salaries	16,975.00	11,412.89	67.23%
0-82-69.50 Haz Waste Disposal SWIP	16,000.00	15,825.27	98.91%
0-82-69.51 Haz Waste Mailing SWIP	400.00	0.00	0.00%
0-82-69.52 Social Security	1,299.00	495.79	38.17%

Account	Budget	Actual	Actual % of Budget
0-82-69.53 Worker's Comp	660.00	0.00	0.00%
0-82-69.55 Worker's Comp	1,800.00	0.00	0.00%
0-82-69.56 Unemployment Insur	260.00	0.00	0.00%
0-82-69.70 Other Professional Exp	0.00	4,000.00	100.00%
0-82-69.91 Waste Disposal	10,000.00	3,477.53	34.78%
Total HEALTH & WELFARE	**68,699.00**	**54,199.35**	**78.89%**
0-90 DEBT SERVICE AND MISC			
0-90-90 DEBT SERVICE			
0-90-90.04 Other	0.00	26.19	100.00%
0-90-90.31 2017 Fire Veh Prin. 2473	4,000.00	3,632.05	90.80%
0-90-90.32 2017 Fire Veh Int. 2473	150.00	23.75	15.83%
0-90-90.35 Police Taser Lease	3,500.00	0.00	0.00%
0-90-90.45 2020 Expl Q43 prin 2930	10,500.00	5,184.69	49.38%
0-90-90.46 2020 Expl Q43 int 2930	1,500.00	39.96	2.66%
0-90-90.50 2021 Q41 Exp Prin 3041	10,500.00	7,856.80	74.83%
0-90-90.51 2021 Q41 Exp Int 3041	1,500.00	128.12	8.54%
0-90-90.52 2021 PD Exp Q42 Prin 3230	9,800.00	7,963.74	81.26%
0-90-90.53 2021 PD Exp Q42 Int 3230	600.00	247.70	41.28%
0-90-90.56 2017 Ford Exp Pd Q44 2608	0.00	15.48	100.00%
0-90-90.67 PD Locker Room Prin	29,167.00	0.00	0.00%
0-90-90.68 PD Locker Room Int	2,256.00	0.00	0.00%
0-90-90.70 Fire Dept. Gear Lease	24,700.00	24,645.72	99.78%
0-90-90.89 Tennis Court Sinking Fund	1,440.00	0.00	0.00%
0-90-90.90 Line of Credit-Note Inter	0.00	2,315.33	100.00%
0-90-90.96 2014 Heavy Res Prin 1988	38,204.00	0.00	0.00%
0-90-90.97 2014 Heavy Res Int 1988	3,012.00	0.00	0.00%
Total DEBT SERVICE	**140,829.00**	**52,079.53**	**36.98%**
0-90-91 Expenditure of Assigned F			
Total Expenditure of Assigned F	**0.00**	**0.00**	**0.00%**
0-90-92 UNANTICIPATED EXPENSES			
Total UNANTICIPATED EXPENSES	**0.00**	**0.00**	**0.00%**
0-90-95 PERSONNEL EXPENSES			
Total PERSONNEL EXPENSES	**0.00**	**0.00**	**0.00%**
0-90-97 OTHER EXPENDITURES			
0-90-97.00 Orleans County Tax	54,590.00	54,284.81	99.44%
0-90-97.29 Tax Sale Redemption	0.00	56,369.90	100.00%
0-90-97.35 NCIC Grants Admin	0.00	6,687.50	100.00%
0-90-97.40 Interest Line Of Credit	0.00	1,492.10	100.00%
0-90-97.50 Claims and Damages	1,500.00	0.00	0.00%
0-90-97.75 Newport Ambulance	148,938.00	147,639.00	99.13%

Account	Budget	Actual	Actual % of Budget
0-90-97.79 Miscellaneous	0.00	499.82	100.00%
0-90-97.95 Prop & Casualty Insurance	14,000.00	14,584.93	104.18%
0-90-97.98 Renaiss Proj Non-Fed	60,000.00	60,000.00	100.00%
Total OTHER EXPENDITURES	**279,028.00**	**341,558.06**	**122.41%**
0-90-98 LIABILITY INS EXPENSE			
0-90-98.00 Public Official Liab Ins	6,000.00	5,595.98	93.27%
0-90-98.01 Employment Practices Ins	11,000.00	11,938.66	108.53%
Total LIABILITY INS EXPENSE	**17,000.00**	**17,534.64**	**103.14%**
Total DEBT SERVICE AND MISC	**436,857.00**	**411,172.23**	**94.12%**
0-92-98 CAPITAL IMPROVEMENTS			
0-92-98.01 Street Resurfacing	228,540.00	32,006.10	14.00%
0-92-98.03 Public Works Vehicles	155,000.00	1,516.60	0.98%
0-92-98.09 Street Reconstruction	35,000.00	17,584.05	50.24%
0-92-98.10 Main Street Maintenance	15,000.00	7,796.13	51.97%
0-92-98.12 BridgeCulvert/Retain Wall	50,000.00	0.00	0.00%
0-92-98.20 Gateway Renovations	6,000.00	0.00	0.00%
0-92-98.21 Gateway/Waterfront Impr	32,000.00	0.00	0.00%
0-92-98.40 Rec Maintenance Vehicles	12,500.00	0.00	0.00%
0-92-98.44 Municipal Bldg Remodel	10,000.00	0.00	0.00%
0-92-98.51 Main St. Lights	0.00	10,368.83	100.00%
0-92-98.52 Replacement Docks Pre-pay	5,500.00	0.00	0.00%
0-92-98.53 Gardner Park Improvements	30,000.00	0.00	0.00%
0-92-98.57 Event/Program Equipment	2,500.00	0.00	0.00%
0-92-98.65 PB Improvements	10,000.00	7,866.86	78.67%
0-92-98.78 Aquatic Weed Control	2,000.00	0.00	0.00%
0-92-98.81 VISTA Traffic Lights	80,000.00	12,216.27	15.27%
0-92-98.84 Fire Station Repair & Mai	20,000.00	32,374.80	161.87%
0-92-98.85 Bullet Proof Vest Relacem	5,000.00	1,168.00	23.36%
0-92-98.86 Tech Equip Fleet Replacem	5,000.00	0.00	0.00%
0-92-98.87 Dispatch Equipment	10,000.00	0.00	0.00%
0-92-98.89 Fire Vehicle/Equipment	38,000.00	0.00	0.00%
Total CAPITAL IMPROVEMENTS	**752,040.00**	**122,897.64**	**16.34%**
0-93 STREET IMPROVEMENT BOND			
Total STREET IMPROVEMENT BOND	**0.00**	**0.00**	**0.00%**
0-95 APPROPRIATIONS			
0-95-66 APPROPRIATIONS			
Total APPROPRIATIONS	**0.00**	**0.00**	**0.00%**
0-95-99.00 Transfer Funds School	0.00	2,268,997.48	100.00%
Total APPROPRIATIONS	**0.00**	**2,268,997.48**	**100.00%**

Account	Budget	Actual	Actual % of Budget
Total T E S P Const (FED)	**5,983,123.00**	**6,449,606.07**	**107.80%**
Total Expenditures	**5,983,123.00**	**6,449,606.07**	**107.80%**
Total GENERAL FUND	**0.00**	**4,093,513.87**	
1-00-81.00 Mooring Mgt Income	0.00	3,118.71	100.00%
Total Revenues	**0.00**	**3,118.71**	**100.00%**
1-81-96 MOORING MANAGEMENT			
1-81-96.12 Mooring Inspections	0.00	9,981.29	100.00%
Total MOORING MANAGEMENT	**0.00**	**9,981.29**	**100.00%**
Total Expenditures	**0.00**	**9,981.29**	**100.00%**
Total MOORING MANAGEMENT FUND	**0.00**	**-6,862.58**	
2-00 FED & STATE GRANT			
Total FED & STATE GRANT	**0.00**	**0.00**	**0.00%**
Total Revenues	**0.00**	**0.00**	**0.00%**
2-50-81 PB TENNIS CT RECONSTR			
Total PB TENNIS CT RECONSTR	**0.00**	**0.00**	**0.00%**
2-50-90 BRIDGE REPAIR			
Total BRIDGE REPAIR	**0.00**	**0.00**	**0.00%**
2-50-95 SIDEWALKS & RAMPS ADA			
Total SIDEWALKS & RAMPS ADA	**0.00**	**0.00**	**0.00%**
2-51-05 LIBRARY PROJ GRANT 14.228			
Total LIBRARY PROJ GRANT 14.228	**0.00**	**0.00**	**0.00%**
2-51-10 BIKE PATH (FED) 20.205			
Total BIKE PATH (FED) 20.205	**0.00**	**0.00**	**0.00%**
2-51-12 FHA LAKE RD. PAVING 20.20			
Total FHA LAKE RD. PAVING 20.20	**0.00**	**0.00**	**0.00%**

Account	Budget	Actual	Actual % of Budget
2-51-15 GATEWAY PUMP STATION			
Total GATEWAY PUMP STATION	0.00	0.00	0.00%
2-51-20 INDIAN HEAD PROJECT			
Total INDIAN HEAD PROJECT	0.00	0.00	0.00%
2-51-25 CITY CENTER INDUST PARK			
Total CITY CENTER INDUST PARK	0.00	0.00	0.00%
2-51-30 LAKEMONT PH 2 PROJECT			
Total LAKEMONT PH 2 PROJECT	0.00	0.00	0.00%
2-51-35 T.E.S.P. PROJ 20.200			
Total T.E.S.P. PROJ 20.200	0.00	0.00	0.00%
2-51-40 WILSON ST PROJ-IN HOUSE			
Total WILSON ST PROJ-IN HOUSE	0.00	0.00	0.00%
2-51-45 2nd FLOOR GATEWAY			
Total 2nd FLOOR GATEWAY	0.00	0.00	0.00%
2-51-46 GATEWAY WATER SYSTEM			
Total GATEWAY WATER SYSTEM	0.00	0.00	0.00%
2-51-50 HIGHLAND AVE PROJ-IN HSE			
Total HIGHLAND AVE PROJ-IN HSE	0.00	0.00	0.00%
2-51-55 COVENTRY ST. PROJECT			
Total COVENTRY ST. PROJECT	0.00	0.00	0.00%
2-51-60 I/I STUDY PROJECT			
Total I/I STUDY PROJECT	0.00	0.00	0.00%
2-51-61 HOSPITAL CODE GENERATION			
Total HOSPITAL CODE GENERATION	0.00	0.00	0.00%
2-51-75 ARSENIC PROJ 66.468			

Account	Budget	Actual	Actual % of Budget
Total ARSENIC PROJ 66.468	0.00	0.00	0.00%
2-51-80 NEW WATER WELL PROJ			
Total NEW WATER WELL PROJ	0.00	0.00	0.00%
2-51-95 EMPLOYEE BENEFITS			
Total EMPLOYEE BENEFITS	0.00	0.00	0.00%
2-60-75 FIRE STATION			
Total FIRE STATION	0.00	0.00	0.00%
2-60-85 CITY GARAGE			
Total CITY GARAGE	0.00	0.00	0.00%
2-70-75 PROUTY BEACH PROJECT			
Total PROUTY BEACH PROJECT	0.00	0.00	0.00%
Total Expenditures	0.00	0.00	0.00%
Total PROJECT FUND	0.00	0.00	
3-00-28 CEMETERY TRUST FUND			
3-00-28.26 Dividend Income	0.00	631.72	100.00%
3-00-28.27 Gains/Losses	0.00	-5,295.23	100.00%
3-00-28.30 Interest Income	0.00	2,577.45	100.00%
3-00-28.35 Trans from Invest Acct	0.00	10,000.00	100.00%
Total CEMETERY TRUST FUND	0.00	7,913.94	100.00%
Total Revenues	0.00	7,913.94	100.00%
3 Muni retirement			
3-60-69 EAST MAIN ST CEMETERY			
3-60-69.22 Admin Fees	0.00	856.26	100.00%
3-60-69.24 Income Acct Disbursements	0.00	10,000.00	100.00%
3-60-69.40 Contracted Services	0.00	4,000.00	100.00%
3-60-69.79 Other Expenses	0.00	175.00	100.00%
Total EAST MAIN ST CEMETERY	0.00	15,031.26	100.00%
3-90-90 PERSONNEL EXPENSES			
Total PERSONNEL EXPENSES	0.00	0.00	0.00%

Account	Budget	Actual	Actual % of Budget
3-90-99 ADMINISTRATION			
Total ADMINISTRATION	**0.00**	**0.00**	**0.00%**
Total Muni retirement	**0.00**	**15,031.26**	**100.00%**
Total Expenditures	**0.00**	**15,031.26**	**100.00%**
Total CEMETERY FUND	**0.00**	**-7,117.32**	
4-00-2 NILES FUND REVENUES			
4-00-22.00 Interest Income	0.00	1,844.81	100.00%
4-00-23.00 Dividend Income	0.00	609.67	100.00%
4-00-24.00 Gains & Losses	0.00	-3,530.39	100.00%
Total NILES FUND REVENUES	**0.00**	**-1,075.91**	**100.00%**
Total Revenues	**0.00**	**-1,075.91**	**100.00%**
4-10 ADMINISTRATION			
4-10-30.00 Admin Fees	0.00	689.25	100.00%
Total ADMINISTRATION	**0.00**	**689.25**	**100.00%**
4-20 NILES FUND-OTHER EXPENSE			
4-20-40.20 Other Expenditures	0.00	143.13	100.00%
4-20-50.00 Advertising	0.00	156.25	100.00%
Total NILES FUND-OTHER EXPENSE	**0.00**	**299.38**	**100.00%**
Total Expenditures	**0.00**	**988.63**	**100.00%**
Total PERLEY S NILES FUND	**0.00**	**-2,064.54**	
5-00-2 C D B G FUNDS			
5-00-20 LOAN REPAYMENTS			
Total LOAN REPAYMENTS	**0.00**	**0.00**	**0.00%**
5-00-21 INTEREST INCOME			
5-00-21.00 MMA Interest PSB1750	0.00	13.86	100.00%
5-00-21.01 Interest on Savings 2555	0.00	0.22	100.00%
5-00-21.06 MMA Interest CHITT 3700	0.00	0.20	100.00%
5-00-21.08 Interest UDAG 2555	0.00	0.55	100.00%
Total INTEREST INCOME	**0.00**	**14.83**	**100.00%**
5-00-22 GRANT REVENUES			

Account	Budget	Actual	Actual % of Budget
Total GRANT REVENUES	0.00	0.00	0.00%
Total C D B G FUNDS	0.00	14.83	100.00%
Total Revenues	0.00	14.83	100.00%
5-30-30 TRANSFERS			
Total TRANSFERS	0.00	0.00	0.00%
5-35 Npt Family Housing 14.228			
Total Npt Family Housing 14.228	0.00	0.00	0.00%
5-40 UNION STREET PLAN GRANT			
Total UNION STREET PLAN GRANT	0.00	0.00	0.00%
5-41 UNION STREET CONST GRANT			
Total UNION STREET CONST GRANT	0.00	0.00	0.00%
5-42 VGIS 0158/02mp 14.228			
Total VGIS 0158/02mp 14.228	0.00	0.00	0.00%
5-43 MULTI-FAM 158/01IG 14.228			
Total MULTI-FAM 158/01IG 14.228	0.00	0.00	0.00%
5-44 HOSP-CO 158/02PG 14.228			
Total HOSP-CO 158/02PG 14.228	0.00	0.00	0.00%
5-45 DOWNTOWN 0158/05PG04 FED			
Total DOWNTOWN 0158/05PG04 FED	0.00	0.00	0.00%
5-46 CHARRETTE GRANT 0158/08MP			
Total CHARRETTE GRANT 0158/08MP	0.00	0.00	0.00%
5-47 WAY FINDING SIGNS 2009			
Total WAY FINDING SIGNS 2009	0.00	0.00	0.00%

Account	Budget	Actual	Actual % of Budget
5-48 Tasting Center PG			
Total Tasting Center PG	0.00	0.00	0.00%
5-50 CITY FUNDS - UNION STREET			
5-50-41 UNION ST PLANNING - CITY			
Total UNION ST PLANNING - CITY	0.00	0.00	0.00%
5-50-42 UNION STREET PROJECT CITY			
Total UNION STREET PROJECT CITY	0.00	0.00	0.00%
5-50-43 TRAFFIC STUDY 98MP-24			
Total TRAFFIC STUDY 98MP-24	0.00	0.00	0.00%
5-50-44 CDBG FUND			
Total CDBG FUND	0.00	0.00	0.00%
5-50-45 STORM WATER SEPERATION			
Total STORM WATER SEPERATION	0.00	0.00	0.00%
Total CITY FUNDS - UNION STREET	0.00	0.00	0.00%
Total Expenditures	0.00	0.00	0.00%
Total C.D.B.G. FUNDS	0.00	14.83	
6-00-25 BLOCK GRANT			
Total BLOCK GRANT	0.00	0.00	0.00%
6-00-26 COMMUNITY HEROIN REIMBURS			
Total COMMUNITY HEROIN REIMBURS	0.00	0.00	0.00%
6-00-29.00 Interest Acct #1748	0.00	0.26	100.00%
6-00-60.97 Interest #3805 Treasury	0.00	1.53	100.00%
Total Revenues	0.00	1.79	100.00%
6-40-85.01 Treasury Funds #3805 FED	0.00	4,300.00	100.00%
6-50-26 COMMUNITY HEROIN EXPENSES			
Total COMMUNITY HEROIN EXPENSES	0.00	0.00	0.00%

Account	Budget	Actual	Actual % of Budget
Total Expenditures	**0.00**	**4,300.00**	**100.00%**
Total PUBLIC SAFETY FUNDS	**0.00**	**-4,298.21**	
7-00-10 TRUST FUND REVENUES			
7-00-10.00 Rec Trust Income #1756	0.00	205.10	100.00%
Total TRUST FUND REVENUES	**0.00**	**205.10**	**100.00%**
7-00-2 RECREATION FUND			
7-00-20 PROGRAM REVENUES			
Total PROGRAM REVENUES	**0.00**	**0.00**	**0.00%**
7-00-29 OTHER REVENUES			
7-00-29.00 Rec Trust Donations	0.00	100.00	100.00%
7-00-29.38 Other Income	0.00	1,703.54	100.00%
7-00-29.43 Ice Out Contest	0.00	-35.94	100.00%
Total OTHER REVENUES	**0.00**	**1,767.60**	**100.00%**
Total RECREATION FUND	**0.00**	**1,767.60**	**100.00%**
7-00-3 RECREATION TRUST INCOME			
7-00-30.10 Gardner Park Improvements	0.00	379.50	100.00%
7-00-30.16 Recreation Committee Proj	0.00	1,297.30	100.00%
7-00-30.41 Interest Babe Ruth Fund	0.00	2.73	100.00%
7-00-30.51 Interest PB Improvements	0.00	0.14	100.00%
7-00-30.52 Ice Rink Imprv Int #3652	0.00	3.75	100.00%
7-00-30.54 Perform Arts Center Int	0.00	0.37	100.00%
7-00-30.55 Rec Trust Scholar Int	0.00	0.50	100.00%
7-00-30.57 Rec Trust Scholarship	0.00	0.14	100.00%
7-00-30.58 Rec Trust Int. #1756	0.00	0.45	100.00%
Total RECREATION TRUST INCOME	**0.00**	**1,684.88**	**100.00%**
7-00-40 Winterfest			
Total Winterfest	**0.00**	**0.00**	**0.00%**
7-00-50 SUMMERFEST REVENUES			
Total SUMMERFEST REVENUES	**0.00**	**0.00**	**0.00%**
7-00-60 Ice Rink Improvements			
7-00-60.50 Donations	0.00	66.36	100.00%
Total Ice Rink Improvements	**0.00**	**66.36**	**100.00%**

Account	Budget	Actual	Actual % of Budget
7-00-80 BAND STAND			
Total BAND STAND	0.00	0.00	0.00%
7-00-90 OTHER REVENUES			
Total OTHER REVENUES	0.00	0.00	0.00%
Total Revenues	0.00	3,723.94	100.00%
7-70 REC TRUST FUND EXPENSES			
7-70-20 TRIPS & EVENTS			
7-70-20.60 Mother/Son Dance	0.00	691.09	100.00%
Total TRIPS & EVENTS	0.00	691.09	100.00%
Total REC TRUST FUND EXPENSES	0.00	691.09	100.00%
7-71 REC TRUST PROGRAMS			
7-71-76.80 Ice Out Expenses	0.00	301.45	100.00%
Total REC TRUST PROGRAMS	0.00	301.45	100.00%
7-72 COMMUNITY YOUTH PRIDE			
Total COMMUNITY YOUTH PRIDE	0.00	0.00	0.00%
7-73 CRAFT FAIR			
Total CRAFT FAIR	0.00	0.00	0.00%
7-80 OTHER EXPENDITURES			
7-80-80.00 Equipment Purchases	0.00	60.00	100.00%
7-80-82.00 Other Expenses	0.00	306.52	100.00%
Total OTHER EXPENDITURES	0.00	366.52	100.00%
7-91 WINTER CARNIVAL			
Total WINTER CARNIVAL	0.00	0.00	0.00%
7-92 BANDSTAND EXPENSES			
Total BANDSTAND EXPENSES	0.00	0.00	0.00%
Total Expenditures	0.00	1,359.06	100.00%

Account	Budget	Actual	Actual % of Budget
Total RECREATION TRUST FUND	**0.00**	**2,364.88**	
8-00-2 SEWER DEPT INCOME			
8-00-26.40 Sewer Dept-Sewer Charge	1,446,079.00	763,634.73	52.81%
8-00-26.41 Sewer Dept-Derby Share	92,000.00	0.00	0.00%
8-00-26.42 Sewer Dept-Labor & Materi	1,000.00	0.00	0.00%
8-00-26.43 Sewer Allocation Fee	500.00	402.40	80.48%
8-00-26.45 Sewer Plant-Discharge Fee	170,000.00	91,365.25	53.74%
8-00-26.70 Interest Income	10,000.00	4,434.22	44.34%
8-00-29.75 WWTF Sinking Fund Interes	160.00	47.79	29.87%
Total SEWER DEPT INCOME	**1,719,739.00**	**859,884.39**	**50.00%**
Total Revenues	**1,719,739.00**	**859,884.39**	**50.00%**
8-50-55 SEWER COLLECTION TRUCKS			
8-50-55.21 Truck & Equip Maint Suppl	4,300.00	1,397.87	32.51%
8-50-55.22 Truck & Equip Parts	9,000.00	2,988.10	33.20%
8-50-55.68 Truck & Equip Repairs	2,800.00	2,894.25	103.37%
Total SEWER COLLECTION TRUCKS	**16,100.00**	**7,280.22**	**45.22%**
8-50-56 SEWER PLANT TRUCKS			
8-50-56.21 Truck & Equip Maint Suppl	2,500.00	356.01	14.24%
8-50-56.22 Truck & Equip Parts	3,200.00	5,536.03	173.00%
8-50-56.68 Truck & Equip Repairs	2,200.00	2,357.25	107.15%
Total SEWER PLANT TRUCKS	**7,900.00**	**8,249.29**	**104.42%**
8-50-57 SEWER COLLECTION			
8-50-57.10 Regular Pay	36,383.00	34,641.29	95.21%
8-50-57.11 Sewer Coll-Overtime	7,000.00	1,429.21	20.42%
8-50-57.13 Repairs	8,000.00	1,531.80	19.15%
8-50-57.14 Maintenance/Cleaning	7,000.00	1,943.82	27.77%
8-50-57.15 Other Pay	3,500.00	0.00	0.00%
8-50-57.18 Fuel	3,700.00	4,232.42	114.39%
8-50-57.20 Social Security	3,587.00	3,444.90	96.04%
8-50-57.21 Operating Supplies	700.00	36.08	5.15%
8-50-57.22 Repair & Maintenance Supp	500.00	0.00	0.00%
8-50-57.23 Small Tools & Equipment	3,000.00	1,040.24	34.67%
8-50-57.25 Materials	10,000.00	6,056.89	60.57%
8-50-57.26 Retirement	2,900.00	1,258.92	43.41%
8-50-57.27 Health Insurance	9,200.00	8,386.56	91.16%
8-50-57.28 Unemployment Compensation	1,200.00	0.00	0.00%
8-50-57.29 Worker's Compensation	5,500.00	0.00	0.00%
8-50-57.34 Pump Station Alarm Lines	9,000.00	632.54	7.03%
8-50-57.66 Truck & Equip Rental	8,300.00	0.00	0.00%

Account	Budget	Actual	Actual % of Budget
8-50-57.68 Repair & Maintenance	5,000.00	2,048.00	40.96%
8-50-57.76 Utilities	21,500.00	11,384.39	52.95%
8-50-57.79 Other Expenses	1,000.00	0.00	0.00%
8-50-57.80 Water Meters	40,000.00	2,093.33	5.23%
8-50-57.82 Pump Station Alarms	8,000.00	910.80	11.39%
8-50-57.83 Pump Station Repair	11,000.00	2,247.75	20.43%
8-50-57.87 Clean & Video	0.00	925.00	100.00%
Total SEWER COLLECTION	**205,970.00**	**84,243.94**	**40.90%**
8-50-58 SEWER PLANT			
8-50-58.10 Regular Pay	116,121.00	98,605.67	84.92%
8-50-58.11 Overtime Pay	8,000.00	8,250.58	103.13%
8-50-58.12 Vacation	0.00	5,208.94	100.00%
8-50-58.13 Holiday	0.00	7,552.56	100.00%
8-50-58.14 Sick Pay	0.00	7,944.66	100.00%
8-50-58.15 Other Pay	7,000.00	9,522.00	136.03%
8-50-58.16 Longevity	0.00	266.66	100.00%
8-50-58.18 Fuel	3,300.00	2,281.89	69.15%
8-50-58.19 Heating Oil	56,500.00	20,583.11	36.43%
8-50-58.20 Office Supplies	600.00	5.22	0.87%
8-50-58.21 Operating Supplies	120,000.00	130,046.96	108.37%
8-50-58.22 Repair Parts	21,000.00	14,178.21	67.52%
8-50-58.23 Small Tools & Equipment	3,000.00	3,309.07	110.30%
8-50-58.32 Truck & Equip Maint Suppl	250.00	1,920.66	768.26%
8-50-58.33 Truck & Equip Parts	250.00	168.47	67.39%
8-50-58.34 Communications	6,100.00	6,789.43	111.30%
8-50-58.50 Plant Improvements	9,500.00	29,089.52	306.21%
8-50-58.60 Professional Expense	2,400.00	5,953.00	248.04%
8-50-58.66 Truck & Equip Rental	1,500.00	1,194.00	79.60%
8-50-58.68 Repair & Maintenance	7,000.00	40,313.43	575.91%
8-50-58.76 Utilities	104,000.00	56,511.79	54.34%
8-50-58.79 Other Expenses	3,800.00	7,248.24	190.74%
8-50-58.83 State Operating Fee	5,100.00	0.00	0.00%
8-50-58.84 Plant Water Usage Fees	34,000.00	12,600.81	37.06%
8-50-58.87 Sludge Dewater/Disposal	58,000.00	87,907.40	151.56%
8-50-58.91 Solid Waste Disposal	7,000.00	830.58	11.87%
Total SEWER PLANT	**574,421.00**	**558,282.86**	**97.19%**
8-50-59 SEWER ADMINISTRATION			
8-50-59.11 Salaries	78,666.00	49,848.79	63.37%
8-50-59.12 Vacation	11,929.00	4,460.34	37.39%
8-50-59.13 Holiday	10,128.00	2,465.96	24.35%
8-50-59.19 Sick Pay	0.00	1,992.92	100.00%
8-50-59.20 Office Supplies	200.00	1,026.00	513.00%
8-50-59.21 Employee Work Attire	2,600.00	1,691.12	65.04%
8-50-59.34 Communications	200.00	985.45	492.73%
8-50-59.69 Repair & Maintenance	1,000.00	500.00	50.00%
8-50-59.79 Other Expenses	500.00	0.00	0.00%

Account	Budget	Actual	Actual % of Budget
8-50-59.80 Equipment (Computer)	600.00	0.00	0.00%
8-50-59.90 Professional Services	600.00	399.00	66.50%
Total SEWER ADMINISTRATION	**106,423.00**	**63,369.58**	**59.55%**
8-50-90 PERSONNEL EXPENSES			
8-50-90.06 Unemployment Compensation	1,200.00	236.65	19.72%
8-50-90.07 Worker's Compensation	16,000.00	9,668.47	60.43%
8-50-90.08 Health Insurance	25,000.00	18,788.55	75.15%
8-50-90.09 Social Security	15,319.00	10,344.77	67.53%
8-50-90.10 Municipal Retirement	21,124.00	15,366.13	72.74%
8-50-90.11 Employee Life Insurance	500.00	0.00	0.00%
8-50-90.13 Life/AD&D/Disbility	2,000.00	1,555.12	77.76%
8-50-90.15 Health Ins Opt Out	0.00	100.00	100.00%
8-50-90.19 HRA Expense	5,000.00	136.86	2.74%
Total PERSONNEL EXPENSES	**86,143.00**	**56,196.55**	**65.24%**
8-50-91 OTHER EXPENSES			
8-50-91.10 Claims & Damages	1,000.00	0.00	0.00%
8-50-91.15 P & C Insurance-Plant	21,000.00	24,147.01	114.99%
8-50-91.16 P & C Insurance-Distrib	1,500.00	1,270.90	84.73%
8-50-91.40 Public Officials Liabilit	1,000.00	875.07	87.51%
8-50-91.50 Employment Practices Ins.	2,200.00	1,975.45	89.79%
8-50-91.65 Fold Utility Bills	100.00	37.00	37.00%
8-50-91.92 Sewer Line Mapping	4,000.00	1,695.75	42.39%
8-50-91.99 Pension Expense VMER	10,000.00	0.00	0.00%
Total OTHER EXPENSES	**40,800.00**	**30,001.18**	**73.53%**
8-50-92 WWTF UPGRADE 66.458			
8-50-92.12 Engineering	0.00	1,235.00	100.00%
Total WWTF UPGRADE 66.458	**0.00**	**1,235.00**	**100.00%**
8-50-94 CAPITAL EXPENDITURES			
8-50-94.46 Sewer Lines & Structures	24,000.00	0.00	0.00%
8-50-94.47 Siphon Study	500.00	0.00	0.00%
8-50-94.48 Sewer Main Lining	40,000.00	0.00	0.00%
8-50-94.50 Sewer Lines-Materials	14,000.00	0.00	0.00%
8-50-94.51 Sewer Lines-Labor	60,000.00	0.00	0.00%
8-50-94.59 CSO Engineering	5,000.00	13,430.00	268.60%
8-50-94.60 CSO Materials	1,000.00	0.00	0.00%
8-50-94.81 Lease/Purchase Equipment	13,000.00	0.00	0.00%
Total CAPITAL EXPENDITURES	**157,500.00**	**13,430.00**	**8.53%**
8-50-95 DEBT SERVICE			
8-50-95.30 2001 Sewer Prin 2010-4	25,000.00	25,000.00	100.00%
8-50-95.31 2001 Sewer Int 2010-4	4,638.00	875.00	18.87%

Account	Budget	Actual	Actual % of Budget
8-50-95.63 Vactor Sinking Fund	100,000.00	0.00	0.00%
8-50-95.71 RF029 Indian Head Pump	25,660.00	25,513.26	99.43%
8-50-95.72 SRF RF1 - 029 Interest/Ad	537.00	510.27	95.02%
8-50-95.73 RF075 Plant Upgrade	213,240.00	208,485.76	97.77%
8-50-95.74 SRF RF1 - 075 Interest/Ad	30,591.00	30,998.84	101.33%
8-50-95.75 RF079 Gateway Pump Prin	15,376.00	0.00	0.00%
8-50-95.76 SRF RF1 - 079 Interest	312.00	0.00	0.00%
8-50-95.89 RF150 Prive Pump Prin	10,469.00	0.00	0.00%
8-50-95.90 SRF RF1-150 Interest	2,781.00	0.00	0.00%
8-50-95.98 Dewatering Loan #2921 Pri	89,116.00	45,291.27	50.82%
8-50-95.99 Dewatering Loan #2921 Int	6,762.00	2,647.63	39.15%
Total DEBT SERVICE	**524,482.00**	**339,322.03**	**64.70%**
8-50-97 SEWER SYSTEM DEPRECIATION			
Total SEWER SYSTEM DEPRECIATION	**0.00**	**0.00**	**0.00%**
Total Expenditures	**1,719,739.00**	**1,161,610.65**	**67.55%**
Total SEWER FUND	**0.00**	**-301,726.26**	
9-00 WATER DEPT INCOME			
9-00-04.20 Water Allocation Fee	250.00	30.00	12.00%
9-00-26.50 Water Dept - Rent	969,593.00	543,648.78	56.07%
9-00-26.51 Water Dept-Labor & Materi	1,000.00	2,295.00	229.50%
9-00-26.60 Interest Income	7,200.00	3,217.94	44.69%
9-00-26.80 Water Tower Fund Interest	225.00	165.04	73.35%
9-00-26.88 ARPA Fund Interest	0.00	1,033.84	100.00%
9-00-26.95 Arsenic Grant 66.468	0.00	40.00	100.00%
9-00-26.98 Water Facility Repl Int.	300.00	86.62	28.87%
Total WATER DEPT INCOME	**978,568.00**	**550,517.22**	**56.26%**
Total Revenues	**978,568.00**	**550,517.22**	**56.26%**
9-50-62 WATER TREATMENT & PUMPING			
9-50-62.10 Regular Pay	28,462.00	50,110.90	176.06%
9-50-62.11 Overtime Pay	3,200.00	2,244.46	70.14%
9-50-62.14 Longevity	150.00	266.66	177.77%
9-50-62.16 Social Security	2,434.00	2,240.36	92.04%
9-50-62.18 Fuel	3,500.00	241.73	6.91%
9-50-62.21 Operating Supplies	12,000.00	13,801.80	115.02%
9-50-62.22 Repair Parts	4,000.00	100.02	2.50%
9-50-62.23 Small Tools & Equipment	1,800.00	85.06	4.73%
9-50-62.24 Water Meters	40,000.00	2,093.35	5.23%
9-50-62.34 Communications	6,400.00	5,023.55	78.49%
9-50-62.68 Repair & Maintenance	35,000.00	7,572.91	21.64%
9-50-62.76 Utilities	139,000.00	86,506.42	62.23%

Account	Budget	Actual	Actual % of Budget
9-50-62.79 Other Expenses	18,000.00	7,130.66	39.61%
Total WATER TREATMENT & PUMPING	**293,946.00**	**177,417.88**	**60.36%**
9-50-63 WATER DISTRIB TRUCKS			
9-50-63.21 Truck & Equip Maint Suppl	4,000.00	1,397.87	34.95%
9-50-63.22 Truck & Equip Parts	3,700.00	2,390.25	64.60%
9-50-63.68 Truck & Equip Repairs	2,000.00	2,110.61	105.53%
Total WATER DISTRIB TRUCKS	**9,700.00**	**5,898.73**	**60.81%**
9-50-64 WATER DISTRIBUTION			
9-50-64.10 Regular Pay	36,384.00	7,916.23	21.76%
9-50-64.11 Water Distr-Overtime	1,300.00	227.22	17.48%
9-50-64.16 Water Turn Off/On	0.00	98.09	100.00%
9-50-64.18 Fuel	2,800.00	12,012.09	429.00%
9-50-64.19 Repairs (Payroll)	11,000.00	11,143.88	101.31%
9-50-64.21 Operating Supplies	2,000.00	450.20	22.51%
9-50-64.23 Small Tools & Equipment	2,000.00	1,557.44	77.87%
9-50-64.25 Materials	18,500.00	16,672.28	90.12%
9-50-64.30 Derby Road Waterline	16,000.00	20,660.40	129.13%
9-50-64.34 Communications	2,100.00	656.82	31.28%
9-50-64.66 Truck & Equip Rental	500.00	0.00	0.00%
9-50-64.68 Repair & Maintenance	3,000.00	2,310.77	77.03%
9-50-64.79 Other Expenses	1,000.00	700.00	70.00%
9-50-64.80 Equipment	2,500.00	0.00	0.00%
9-50-64.83 Labor - Mapping Grant	0.00	345.98	100.00%
9-50-64.84 Labor - Mapping Grant	0.00	24.28	100.00%
Total WATER DISTRIBUTION	**99,084.00**	**74,775.68**	**75.47%**
9-50-65 WATER DEPT-ADMINISTRATION			
9-50-65.10 Salaries	69,444.00	43,741.06	62.99%
9-50-65.11 Vacation	8,189.00	3,924.82	47.93%
9-50-65.12 Holiday	7,350.00	2,209.97	30.07%
9-50-65.19 Sick Pay	0.00	1,423.52	100.00%
9-50-65.20 Office Supplies	300.00	0.00	0.00%
9-50-65.21 Employee Work Attire	2,100.00	1,200.98	57.19%
9-50-65.34 Communications	200.00	21.55	10.78%
9-50-65.68 Repairs & Maintenance	1,000.00	947.10	94.71%
9-50-65.79 Other Expenses	400.00	780.00	195.00%
9-50-65.80 Equipment (Computer)	500.00	0.00	0.00%
9-50-65.81 Computer Software	500.00	0.00	0.00%
Total WATER DEPT-ADMINISTRATION	**89,983.00**	**54,249.00**	**60.29%**
9-50-90 PERSONNEL EXPENSES			
9-50-90.06 Unemployment Compensation	500.00	54.08	10.82%
9-50-90.07 Worker's Compensation	6,000.00	4,437.87	73.96%
9-50-90.08 Health Insurance	20,500.00	17,652.21	86.11%

Account	Budget	Actual	Actual % of Budget
9-50-90.09 Social Security	9,384.00	4,992.30	53.20%
9-50-90.10 Municipal Retirement	27,000.00	9,605.63	35.58%
9-50-90.11 Employee Life Insurance	100.00	0.00	0.00%
9-50-90.12 HRA Expense	1,500.00	0.00	0.00%
9-50-90.13 Life/AD&D/Disability	1,400.00	803.13	57.37%
9-50-90.16 Health Ins Opt Out	0.00	100.00	100.00%
9-50-90.19 HRA Expense	0.00	24.16	100.00%
Total PERSONNEL EXPENSES	**66,384.00**	**37,669.38**	**56.74%**
9-50-91 OTHER EXPENSES			
9-50-91.15 Prop & Casualty Insurance	5,000.00	6,289.18	125.78%
9-50-91.65 Fold Utility Bills	0.00	37.00	100.00%
9-50-91.75 Public Officials Liabilit	350.00	98.54	28.15%
9-50-91.80 Employment Practices Ins.	350.00	222.46	63.56%
9-50-91.90 Waterline Mapping	4,000.00	1,695.75	42.39%
9-50-91.99 Pension Expense VMER	500.00	0.00	0.00%
Total OTHER EXPENSES	**10,200.00**	**8,342.93**	**81.79%**
9-50-92 ARSENIC PROJ RF3-129 66.4			
Total ARSENIC PROJ RF3-129 66.4	**0.00**	**0.00**	**0.00%**
9-50-93 ARSENIC TREATMENT			
Total ARSENIC TREATMENT	**0.00**	**0.00**	**0.00%**
9-50-94 CAPITAL EXPENDITURES			
9-50-94.50 Water Lines-Materials	8,000.00	0.00	0.00%
9-50-94.51 Water Lines-Labor	4,000.00	4,713.27	117.83%
9-50-94.60 Waterline Eng & Des	12,000.00	66,429.71	553.58%
9-50-94.63 Waterline Materials	10,000.00	0.00	0.00%
9-50-94.75 Vehicle	13,000.00	0.00	0.00%
Total CAPITAL EXPENDITURES	**47,000.00**	**71,142.98**	**151.37%**
9-50-95 DEBT SERVICE			
9-50-95.50 Water Tower Sinking Fund	93,074.00	22,260.00	23.92%
9-50-95.87 Reservoir Cover Fund	30,000.00	0.00	0.00%
9-50-95.91 1984 Water Sys Bond Prin	38,422.00	18,493.98	48.13%
9-50-95.92 1984 Water Sys Bond Int	3,428.00	2,431.02	70.92%
9-50-95.95 RF3-095 Admin Fee	5,162.00	0.00	0.00%
9-50-95.96 RF3-095 Water Well Prin	32,687.00	0.00	0.00%
9-50-95.97 RF3-095 Water Well Int	4,100.00	0.00	0.00%
9-50-95.98 RF3-129 Arsenic Water Pri	119,100.00	0.00	0.00%
9-50-95.99 RF3-129 Int & Admin Fee	36,298.00	0.00	0.00%
Total DEBT SERVICE	**362,271.00**	**43,185.00**	**11.92%**

Account	Budget	Actual	Actual % of Budget
9-50-97 WATER SYSTEM			
Total WATER SYSTEM	0.00	0.00	0.00%
Total Expenditures	978,568.00	472,681.58	48.30%
Total WATER FUND	0.00	77,835.64	
Total All Funds	0.00	3,851,660.31	