City Manager..... (802) 334-5136
City Clerk / Treasurer..... 334-2112
Public Works..... 334-2124
Zoning Adm. / Assessor..... 334-6992
Recreation / Parks..... 334-6345
Fax..... 334-5632

City of Newport
222 Main Street
Newport, Vermont 05855
www.newportvermont.org

Newport City Council Meeting

Regular Meeting Agenda
Monday, November 15, 2021, beginning at 6:30 p.m.
Newport City Council Room

In Order to Participate Remotely:
Phone 1- (978) 990-5000 and enter PIN: 185354#
or
by Computer go to https://freeconferencecall.com and join the meeting by using id: cityofnewportremote

Masks are Encouraged

City Council: Paul Monette, Mayor
Melissa Pettersson, Council President
Kevin Charboneau
John Wilson
Chris Vachon

Laura Dolgin, City Manager
James D. Johnson, City Clerk/Treasurer

1. Call the Regular Council Meeting to Order
2. Approve Minutes of November 1, 2021
3. Comments by Members of the Public
4. VAST Permission MOU 2021-2022, VOTE
5. Appoint John Harlamert as the E911 Coordinator, VOTE
6. Appoint John Harlamert as Zoning Administrator, VOTE
7. Newport City Budget Presentation and Set Review Schedule
8. New Business
9. Old Business
10. Set next meeting: Regularly Scheduled Council Meeting: December 6, 2021 @ 6:30pm
11. Adjourn

Non-confidential materials pertaining to this agenda are available for inspection at the City Clerk's office commencing at 9:00 a.m., the morning of the meeting.

Newport City Council Meeting Participation Guidelines

Newport City Council meetings are for the purpose of allowing Council members to conduct City business. Distinct from public hearings or town meetings, City Council meetings are held in public, but are not meetings of the public. City Council meetings are the only time the City Council members have to discuss, deliberate and decide upon City matters. In an effort to conduct orderly and efficient meetings, the Mayor kindly requests your cooperation and compliance with the following guidelines per the policy adopted on December 21, 2015 and ratified on January 23, 2017:

1. Please be respectful of each other, Council members, city staff, and the public.
2. Please raise your hand to be recognized by the Mayor. Once recognized, please state your name and address or affiliation.
3. Please address only the Mayor and not members of the public, staff, or presenters.
4. Please abide by any time limits. Time limits will be used to ensure everyone is heard and that there is sufficient time for the Council to complete their agenda within a reasonable timeframe.
5. The Mayor will make a reasonable effort to allow everyone to speak once before speakers address the Council a second time per the limits adopted on January 23, 2017.
6. Once public comment has been heard, discussion will be limited to the City Council members.
7. Please do not interrupt or mock other speakers or otherwise exhibit disruptive behavior during the City Council meeting.
8. Please do not repeat the points made by others, except to indicate agreement or disagreement with other views.
9. Please use the hallway for side conversation. It is difficult to hear speaker remarks when side conversations are occurring in the Council Chamber.
10. Presentations to the Council are not open to public comment. However, per the policy adopted on December 21, 2015, matters on the agenda requiring a vote are open to public comment immediately prior to the Council vote.
11. Individuals who do not abide by these procedures will be asked to leave the Council Chamber.

Council Minutes

November 1, 2021

DRAFT

A duly warned meeting of the Newport City Council was held on Monday, November 1, 2021, in the council room in the Newport Municipal Building. Present were Mayor Paul Monette, Council President Melissa Pettersson, council members John Wilson, Kevin Charboneau and Christopher Vachon by phone, City Manager Laura Dolgin, City Clerk/Treasurer James D. Johnson, Police Chief Travis Bingham, Fire Chief John Harlamert, Recreation Director Michael Brown, Public Works Tom Bernier, Mike Welch, Kathy Gleason, Pat Austin, and Kim Crosby from Casella, members of the Press and Public.

Mayor Monette called the meeting to order at 6:30 PM.

Approval of Minutes

Mr. Wilson moved to approve the minutes of October 18, 2021. Seconded by Mr. Charboneau, motion carried unanimously.

Comments by the Public

None

Casella Waste USA Systems Proposal to Administer City SWIP (attached)

Casella proposed to administer the SWIP program for the city at a cost of approximately $4,000. Mr. Wilson moved to allow Casella to administer the SWIP program. Seconded by Ms. Pettersson, motion carried unanimously.

Bylaw Modernization Grant Resolution. (attached)

Ms. Pettersson moved to approve the FY22 Municipal Resolution for Bylaw Modernization. Seconded by Mr. Charboneau, motion carried unanimously.

NVDA Memorandum of Understanding to Finish Municipal Plan (attached)

Mr. Charboneau moved to approve the Memorandum of Understanding between Newport City and NVDA. Seconded by Mr. Wilson, motion carried unanimously.

DRAFT

Audit Reassignment

Ms. Pettersson move to accept the audit reassignment of restricted, committed, and non-assigned funds. Seconded by Mr. Wilson, motion carried unanimously. (attached)

New Business

Mr. Johnson presented loan documents for the council's approval. The loan is for the new 2021 Police cruiser which was ordered in March. Ms. Pettersson moved to approve the loan documents for the new police cruiser. Seconded by Mr. Charboneau, motion carried unanimously.

Old Business

Ms. Dolgin introduced the new Recreation Director, Michael Brown to the council.

Mayor Monette noted that the Pumpkin Paloosa went very well.

Next Meeting Date

Monday, November 15, 2021

Executive Session to Discuss a Contract, 1 VSA 313(a)(1)

Ms. Pettersson moved that for the boards specific finding that premature public knowledge of the subjects of the anticipated executive session would clearly place the board and/or persons involved at a substantial disadvantage. 1 VSA 313(a)(1). Seconded by Mr. Charboneau, motion carried unanimously.

Ms. Pettersson moved to enter executive session to discuss a contract. 1 VSA 313(a)(1). Seconded by Mr. Wilson, motion carried unanimously.

In open session, Ms. Pettersson moved to authorize City Assessor Rob Naramore, City Attorney Joe McLean, and City Manager Laura Dolgin to negotiate a Pilot with the hospital and bring a recommendation back to the council. Seconded by Mr. Charboneau, motion carried unanimously.

Mr. Wilson moved that for the board's specific finding that premature public knowledge of the subjects of the anticipated executive session tonight would clearly place the board and/or persons involved at a substantial disadvantage. Seconded by Mr. Charboneau, motion carried unanimously.

Mr. Wilson moved to enter executive session to discuss a labor relations agreement with employees, 1 VSA 313(a)(1). Seconded by Mr. Charboneau, motion carried unanimously.

In open session Ms. Pettersson moved to ratify an agreement with the Public Works AFSCME that addresses Article 5. Seconded by Mr. Charboneau, motion carried unanimously.

Adjournment

Mr. Charboneau moved to adjourn at 7:59 PM. Seconded by Mr. Vachon, motion carried unanimously.

Attested _____ this _____ day of November 2021

_____Mayor



Newport City

SWIP Program Management

November 1, 2021

casella

ESTABLISHED 1975

RECYCLING • SOLUTIONS • ORGANICS • COLLECTION • ENERGY • LANDFILLS



WHO WE ARE

Casella was founded in 1975 as a single truck operation in Rutland, Vermont. In 1977, Casella opened the first recycling facility in the state. From our Vermont roots, we've grown through a commitment to making a difference in our local communities.

Together with our communities and our customers, we work to deliver environmental and economic value. At Casella, we see waste as a valuable resource, an opportunity for thoughtful and disciplined innovation.

- $768.0mm of revenues for the 12-months ended 9/30/20; publicly traded on NASDAQ:CWST
- Operations in MA, ME, NH, NY, PA, and VT
- 2,500 employees serving over 300,000 customers and 550,000 households
- Recover over 600,000 tons of recycling and over 400,000 tons of organics for beneficial use each year
- Provide professional resource management services to over 10,000 business locations in over 45 states
- Since 2005, cut companywide carbon emissions by 50%
- Stock price has increased by 1,000% since January, 2015

Casella's Partnership with the City of Newport:

IN 2015, AS ACT 148 BEGAN TO PHASE IN DISPOSAL BANS AND RAMP UP RECYCLING, CASELLA AND THE CITY OF NEWPORT BEGAN WORKING TOGETHER ON THE CITY'S SWIP REQUIREMENTS.

THE CITY OF NEWPORT CURRENTLY PARTICIPATES IN THE HOUSEHOLD HAZARDOUS WASTE EVENTS COORDINATED AND HELD AT THE NEWSVT LANDFILL WHICH SATISFIES THE SWIP REQUIREMENT TO HOLD TWO EVENTS PER YEAR AND AVOIDS THE CITY HAVING TO COVER THE COST OF THE EVENT ON THEIR OWN.

EVERY REPORTING PERIOD, CASELLA WORKS WITH THE CITY TO PROVIDE DISPOSAL INFORMATION FOR THE SWIP REPORT.

SWIP Program Management: Yearly Deliverables

Management Category	Description
Reporting	Annually, by July 1st, Casella will complete the required reporting on behalf of the City in Re-TRAC.
Website Development and Management	A dedicated website for the City's Solid Waste Implementation Plan to be created and maintained by Casella. The site will contain the A-Z Guide, SWIP, HHW information and other pertinent information relating to Act 148 and disposal.
Business Outreach	Monthly multi-media business outreach model focusing on a different topic each month per ANR requirements. Emails, website, targeted social media advertising, direct print mail, newspaper and radio mediums used throughout the year to ensure maximum reach. See SWIP Outreach Schedule.
School Outreach	School outreach tailored to the specific age ranges of the City's schools, encompassing ANR required topics. Additional food waste separation education and support to staff and students.
HHW Collection Events	Coordinate with Clean Harbors for scheduling and holding 2 events annually at NEWSVT Landfill. Cost share based on resident participation in the event. Casella will place ads in local newspapers and websites
Community Events	Signage and technical support on waste reduction at community events. As requested by City, Casella to attend community events and provide education/demonstration on various recycling and reuse topics.
Landfill Banned Items	Casella to maintain a list of collection location for batteries, mercury containing devices, propane tanks, electronics, paint, tires, used oil and white goods. List updated annually or more frequently based on changes to outlets and legislation.
Food and Textile Donation	Casella to maintain a list for food and textile donation options locally. List updated annually or more frequently based on changes to outlets and legislation.
Leaf and Yard Debris	Casella to maintain a list for leaf and yard debris drop-off locations and update annually or as needed.
Dedicated Contact	A dedicated contact within Casella who is available to answer questions, coordinate with City officials and handles all reporting, outreach, website maintenance and events. This SWIP program manager is available to attend Selectboard meetings and provide updates as requested by the City.
SWIP Grant Application	Casella to provide assistance to the City in completing and filing the Annual SWIP Grant Application.

Outreach Content Examples:

TOWN OF COVENTRY
Tips For At Home Composting

Compost at home or drop off items at Coventry Landfill

Save this poster as a quick reference guide!

ITEMS THAT BELONG IN AT HOME COMPOST

If you're composting at home, meat and bones are exempt from the food scrap ban. You can throw meat and bones into your regular garbage bin. For the best at home composting results only put in the items shown below, add 3x as many browns as greens, turn the pile to mix ingredients regularly, and keep the pile as damp as a wrung-out sponge.

Fruit • Vegetable [illegible] • Coffee Grounds • Tea Bags • Grass • Shrubbery Clippings • Green Yard Plants
All the above [illegible]

Leaves • Small Twigs [illegible] • Wood Shavings and Chips • Newspaper • Cardboard • Office Paper
All the above [illegible] newspaper, cardboard, and other paper should be shredded.

NOT ACCEPTED - *When In Doubt, Leave It Out!*

Meat, bones, fish scraps, yard plants with disease, anything treated with pesticides, pet waste, cut flowers from a florist (often have fungicides)

casella
ESTABLISHED 1975

Questions? Email **RecycleBetterVT@casella.com**

Outreach Content Examples:

TOWN OF FAIRFAX
Learn About Vermont EPR Programs

Save this poster as a quick reference guide!

Extended Producer Responsibility

Extended Producer Responsibility (EPR) is a mandatory type of product stewardship in which the manufacturer is responsible for helping properly manage its products even after they have been sold. These include:



Batteries • Bulbs • Electronics • Paint • Thermostats

- There are locations throughout the state a hardware stores, transfer stations and other drop offs that collect these items at no charge. Visit www.binforvermont.com for locations.
- The cost of recycling is shared between the manufacturer and consumer at the time of purchase.

casella

ESTABLISHED 1953

Questions? Email **RecycleBetterVT@casella.com**

Outreach Content Examples:

TOWN OF ST. JOHNSBURY
Tips For Proper Disposal

Save this poster as a quick reference guide!

LANDFILL BANNED ITEMS
KEEP THESE ITEMS OUT OF THE TRASH

There are many items banned from disposal in Vermont. What does this mean? Both businesses and residents cannot throw these items into their garbage, they must be recycled or reused in some way.

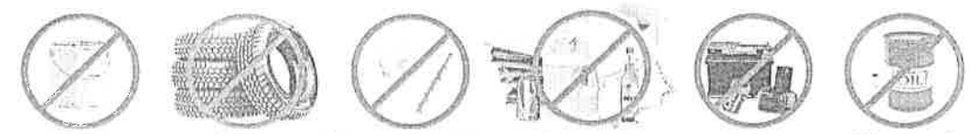

NO Paint
Stains, Varnish, Thinner

NO Tires

NO Mercury-Added Items

NO Recyclables

NO Batteries

NO Waste Oil
or Filters

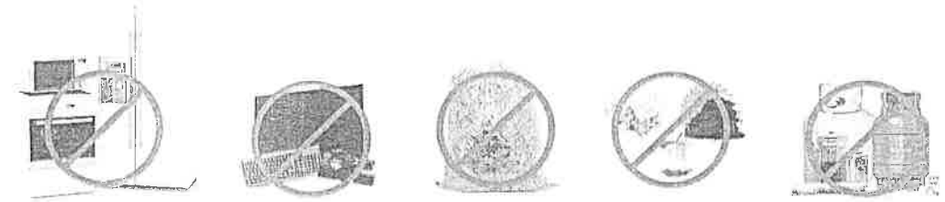

NO Appliances
or Scrap Metal

NO Electronics

NO Yard Waste

NO Food Scraps
Effective July 1, 2020

NO Dangerous Wastes
Liquid or Hazardous

casella
ESTABLISHED 1975

Visit **stjvt.com** to find out where you can take these items in your area

Front Porch Forum Ad Example

Household Hazardous Waste Day | June 19

The Mountain Alliance Household Hazardous Waste Day is Saturday, June 19 from 8-noon. Paints, Antifreeze, Pesticides, & more are all accepted and drop off is free of charge. For a complete list of what is accepted at the event click the link below.

https://www.mtalliance.org/hazardous-waste/location-and-date-listing/

Website Example

www.lowellrecycles.com

LOWELL VERMONT

ACT 148 · RESOURCES · A-Z GUIDE · ORGANICS · HAZARDOUS WASTE · CSD · TOPIC OF THE MONTH

Welcome to Lowell Recycles!

Welcome to the Town of Lowell Waste & Recycling Website. Here you will find everything you need to know about the State of Vermont's Universal Recycling Law (Act 148). You will also find information on upcoming collection events, where and how to dispose of certain items (see A-Z list) and a copy of the Town of Lowell's Solid Waste Implementation Plan

SWIP Document

Read More



Special Events

Read More



A-Z List of Recyclables

Read More

2021 Outreach Topic Schedule

Month	Topic
January 2021	General / Evergreen
February 2021	General / Evergreen
March 2021	General / Evergreen
April 2021	Recycle Better
May 2021	Household Hazardous Waste
June 2021	Leaf + Yard Debris Management
July 2021	At-Home Composting
August 2021	Landfill Banned Items
September 2021	How to Separate Food Scraps
October 2021	Extended Producer Responsibility
November 2021	Reducing Food Waste + Food Donation
December 2021	Textile Reuse + Donation

Costs:

Officer	Total Rate (Base Salary + Insurance and Taxes)	Estimated Hours Dedicated to SWIP	Cost for Employee SWIP Management
Dolgin	$59.02	120	$7,082.40
Bernier	$62.52	120	$7,502.40

Total Cost (Labor Only): $14,584.80*

*This total does not include materials printed for outreach,
HHW costs, advertising or other miscellaneous SWIP costs.

Casella Management Cost: $4,000 annually for SWIP Management including all materials and advertising. HHW and Recycling Center costs not included.



Questions?

Contact:

Kelly Gleason:
Kelly.Gleason@casella.com

Kim Crosby:
Kimberly.Crosby@casella.com

casella

ESTABLISHED 1975

RECYCLING • SOLUTIONS • ORGANICS • COLLECTION • ENERGY • LANDFILLS

Thank you!

To learn more, please visit:

casella.com

casella

ESTABLISHED 1975

RECYCLING • SOLUTIONS • ORGANICS • COLLECTION • ENERGY • LANDFILLS

FY22 Municipal Resolution for Bylaw Modernization

WHEREAS, the Municipality of Newport City, Vermont is applying for funding as provided for in the FY22 Budget Act 74 and may receive an award of funds under said provisions; and

WHEREAS, the Department of Housing and Community Development may offer a Grant Agreement to this Municipality for said funding; and

WHEREAS, the municipality is maintaining its efforts to provide local funds for municipal and regional planning purposes or that the municipality has voted at an annual or special meeting to provide local funds for municipal and regional planning purposes,

Now, THEREFORE, BE IT RESOLVED

1. That the Legislative Body of this Municipality enters into and agrees to the requirements and obligations of this grant program including a commitment to match funds in accordance with the program's requirements;

2. That the Municipal Planning Commission recommends applying for said Grant;

   John P. Monette
   (Name of Planning Commission Chair) *(Signature)*

3. That (Name) Laura Dolgin Title City Manager

   is hereby designated as the Grant Administrator, the person with the overall Administrative responsibility for the Bylaw Planning Grant program activities related to the application, and any subsequent Grant Agreement provisions.

4. If the grant application is successful, and funds are awarded, the following individual will be the signatory on behalf of the municipality:

   Name: Laura Dolgin
   Title: City Manager
   Email: Laura.Dolgin@newportvermont.org
   Phone: 802-334-5136

   Note: The signatory must either the Chief Executive Officer (CEO), as defined by 10 VSA §683(8), or is a Select Board Member, the Town Manager, the City Manager, or the Town Administrator, is hereby designated to execute the Grant Agreement and other such Documents as may be necessary to secure these funds.

Passed this 1st day of November, 2021

Memorandum of Understanding
Between
NEWPORT CITY
And The
NORTHEASTERN VERMONT DEVELOPMENT ASSOCIATION

AGREEMENT:
The Northeastern Vermont Development Association (NVDA) agrees to assist the Newport City Planning Commission (PC) with the writing and adoption of the proposed Newport City Plan, using the template created by SE Group.

SERVICES:
These services include:

1. **Adoption:** NVDA will assist the PC with the completion of the Municipal Plan in accordance with the estimate attached to this agreement. NVDA staff will attend at regular meetings, and will assist with facilitating dialog with individuals and entities who may bring varying perspectives to the Planning Commission (e.g. Vermont Housing Finance Authority, NEK Collaborative, Town of St. Johnsbury) Mileage is included in this hourly rate.
2. **Mapping:** NVDA will update maps as needed and incorporate infrastructure information available from CAI.

COSTS AND PAYMENT SCHEDULE:
Total project cost is a not-to-exceed $5,210. Billings will be monthly, based on hours worked.

EFFECTIVE PERIOD:
This contract shall become effective when signed by both NVDA and the City Manager and shall expire on May 30, 2022 or upon completion of the adoption process, whichever comes first. In the event of contract termination, payment obligations will be fulfilled for the work completed.

STANDARDS:
Any and all documents and/or maps produced by NVDA under this contract shall comply with 24 VSA, Chapter 117, and be of a professional appearance and content.

AMENDMENTS:
This contract may be amended with the mutual written agreement of both NVDA and the City Manager.

AUTHORIZED SIGNATURES:

Laura Dolgin, Newport City Manager

Date: 11/01/2021

Dave Snedeker, Executive Director, NVDA

Date: 11/02/2021

proposed estimate for NVDA Technical Assistance

Each Module is reviewed in a public meeting, although some meetings may review two modules. The goal of each module edit is to integrate relevant core concepts from the appendices, in order to reduce the number of pages of appendices; highlight relevant findings from surveys; refine goals and strategies, and identify actionable strategies wherever possible. Note: Shaded cells indicate combined review of module in on one meeting. Leisure can probably be combined with another meeting, but leaving it by itself for this point gives us some flexibility for scheduling it with another meeting, if we fall behind schedule at some point.

Module Edits	Housing	Integrate planning considerations; refine goals, strategies, changes to implementation plan as needed	6	$ 65.00	$ 390.00
	Development	Integrate planning considerations regarding the characterization of development, constraints to development, water and sewer capacity, proximity to I-91, limited opportunity to new development in privately held lands, public holdings, major transportation routes	8	$ 65.00	$ 520.00
	Vibrancy	Integrate planning considerations for economic development, areas for redevelopment, adaptive reuse of industrial sites, and downtown designation;	6	$ 65.00	$ 390.00
	Community	Integrate planning considerations for education, health, social justics, safety, government; refine goals and strategies, changes to implementation plan and appendices as needed	7	$ 65.00	$ 455.00
	Stewardship	Integrate planning considerations for local hazard mitigation plan, basin planning, watershed associations, expansion of landfill, energy usage; refine goals and strategies, changes to implementation plan and appendices as needed	7	$ 65.00	$ 455.00
	Regional Connectivity	Integrate planning considerations for regional service centers, shared utilities, major transportation corridors, relationship with Canada, multimodal assets, including air, rail and transit; refine goals and strategies, changes to implementation plan and appendices as needed	4	$ 65.00	$ 260.00
	Downtown connectivitiy	Integrate planning considerations for lake and waterfront master plan, international border, bluffside, bike path, transportation etc.; refine goals and strategies, changes to implementation plan and appendices as needed	6	$ 65.00	$ 390.00
	Leisure	Integrate planning considerations regarding arts and recreation assets; refine goals and strategies, changes to implementation plan and appendices as needed	7	$ 65.00	$ 455.00
General Edits		Keep track of general edits as arise in meetings, maintain consistency of style, integrate final appendices as needed. Assist with adoption process.	20	$ 65.00	$ 1,300.00
Maps		Update as needed, printouts	14	$ 75.00	$ 1,050.00
		TOTAL			$ 5,665.00

*Each module has one meeting for review. In-person is preferred, although online may be necessary in inclement weather. Some of these meetings are combined!

City Council Approved November 1, 2021

	6/30/20 Balances	FY20/21 Funds Added	FY20/21 Funds Used	6/30/21 Balances	
Restricted (Specific Purpose by Funder)					
Records Restoration Reserve	$ 10,788.00	$ 14,865.50	$ 5,024.92	$ 20,628.58	funds added comes from $4.00 per vital record request goes to the city + electronic land records portion goes to the city
NBRC Grant Funds Match	$ 240,800.00	$ -	$ -	$ 240,800.00	Assigned 9 16 2019
Walmart Funds for Economic Development	$ 240,000.00	$ 100,000.00	$ 30,000.00	$ 310,000.00	2017 first payment/received 4 payments, 2 to go as of 2021
Committed(Specific Purpose by the Council)					
Surplus for future Budget Offset (Tax rate reduction)	$ 100,000.00	$ -	$ 100,000.00	$ -	Committed to offset FY20/21 budget
Street Resurfacing	$ 72,236.33	$ 292,083.00	$ 233,746.56	$ 130,572.77	
Main Street Maintenance	$ 14,750.45	$ 20,000.00	$ 2,727.50	$ 32,022.95	
Street Banners & Lights	$ 4,074.58	$ 5,000.00	$ 9,074.58	$ -	
Public Works Vehicles	$ 159,443.50	$ 165,000.00	$ 109,530.65	$ 214,912.85	
Bridge/Culvert/Retaining Wall Repair	$ 3,707.30	$ 5,000.00	$ -	$ 8,707.30	
Street Reconstruction	$ 66,295.73	$ 50,000.00	$ 5,642.27	$ 110,653.46	
Street Capital Design Projects	$ 124,399.57	$ 80,000.00	$ 10,453.29	$ 193,946.28	
Streetscape & Park Improvements	$ 50,000.00	$ 20,000.00	$ -	$ 70,000.00	Donation & land purchase from FY 2021 (Newport Auto Body)
Municipal Bldg Remodel	$ -	$ 10,000.00	$ 10,000.00	$ -	
Tennis Court Sinking Fund	$ 1,464.00	$ 1,440.00	$ -	$ 2,904.00	
Recreation Maintenance Vehicles	$ -	$ 12,500.00	$ 9,409.19	$ 3,090.81	
Gateway/Waterfront Improvments	$ 5,000.00	$ 10,000.00	$ 10,040.00	$ 4,960.00	
Prouty Beach Improvements	$ 48,279.73	$ 18,500.00	$ 18,980.67	$ 47,799.06	
Gardner Park Improvements	$ 11,059.18	$ 10,000.00	$ -	$ 21,059.18	
Dock Improvements	$ 38,131.79	$ 15,000.00	$ -	$ 53,131.79	
Fire Station Renovations	$ 25,000.00	$ 25,000.00	$ 50,000.00	$ -	
Fire Fighter Grant Cash Match	$ 15,000.00	$ -	$ -	$ 15,000.00	
Police Tech Equipment	$ 6,548.00	$ 5,000.00	$ -	$ 11,548.00	
Bullet Proof Vest Replacement	$ 6,664.75	$ 5,000.00	$ -	$ 11,664.75	
Dispatch Equipment	$ 52,694.65	$ 62,180.93	$ -	$ 114,875.58	
Restricted/Committed/Assigned	$ 1,296,337.56	$ 926,569.43	$ 604,629.63	$ 1,618,277.36	
Unassigned	$ 250,314.44		$ 3,616.80	$ 246,697.64	
Total Fund Balance	$ 1,546,652.00	$ 926,569.43	$ 608,246.43	$ 1,864,975.00	
Fund Balance per Audit Draft page 3				**$1,864,975.00**	

In the governmental fund financial statements, fund balances are classified as follows:

Rectricted - Amounts that can be spent only for specific purposes because of laws, regulations, or externally imposed conditions by grantors or creditors.

Commited - Amounts that can be used only for specific purposes determined by a formal action by the City Council.

Assigned - Amounts that are designated by management for a particular purpose.

Unassigned - All amounts not included in other classifications.

AGREEMENT

Between CITY OF NEWPORT, VT ("City") and
AFSCME COUNCIL 93 LOCAL 2413, AFL-CIO ("Union")

1) The following terms of Agreement are reached by the parties hereto, as indicated above, on the date of the signatures of the parties' authorized representatives below, subject to ratification.

2) The parties agree that Article 5 of their July 1, 2020 – June 30, 2023 Collective Bargaining Agreement ("CBA") shall be modified as follows to add the underlined language:

ARTICLE 5

Hours of Work and Overtime

Section 1. Except for continuous operations, sewer or water treatment operations, and such other special or emergency shifts as may from time to time be established, the regular workweek shall consist of forty (40) hours within seven (7) calendar days. The regular workday shall consist of eight (8) hours. The regular hours of work each day shall be consecutive, except for interruptions for meal periods, one 15-minute rest period in the first half of the shift, and two paid 10-minute clean-up periods (one at lunch time, and one at end of shift). Public Works employees are considered part of emergency services and must be available during emergencies or heavy snowstorms.

When employees are working away from the DPW facility: (a) In spring, summer, and fall months the City shall provide for use during the paid pre-lunch clean-up period a hand washing station; (b) However, when a hand washing station is not provided, or when the supervisor allows based on extreme temperature, unfavorable weather, or similar concerns, and during all winter months (December 21 through March 21), employees may take their pre-lunch clean-up period at the DPW facility, provided that (i) the 10-minute pre-lunch cleanup period shall be extended only to allow travel with no stops directly to the DPW facility, and in no case shall the travel plus pre-lunch cleanup period exceed 20-minutes, and (ii) immediately at the end of the 30-minute unpaid lunch period, the employee will depart the DPW facility for return travel with no stops directly to the work site, and in no case shall the post-lunch return travel exceed 10-minutes without prior authorization.

3) Upon ratification of this Agreement, the parties agree that this foregoing underlined language shall be considered part of the parties' CBA, and that they shall insert the foregoing underlined language into the CBA following the next period of contract negotiations for their CBA.

4) The parties agree that this Agreement provides a full and complete resolution of the grievance for which AFSCME requested arbitration by letter of April 28, 2021, to the City Manager (subject line "Class Action – Newport, VT DPW – Grube, Ross – 2021-VT-0007"). The parties agree that they

Landowner Permission Form

For the Vermont Association of Snow Travelers, Inc.
26 Vast Lane • Barre, VT 05641 • 802.229.0005 • Fax 802.223.4316

Permission is hereby granted to the Vermont Association of Snow Travelers, Incorporated (VAST), to

Orleans (Name of County) County Snowmobile Club, Incorporated, and to the North Country Mountaineer's (Name of Local Snowmobile Club) of, Coventry (City/Town) Vermont to establish, maintain, and groom a snowmobile trail or trails upon property located in Newport City (City/Town) Vermont belonging to City Of Newport (Property Owner's Name) of Newport , VT (City/Town/State). The snowmobile trail(s) shall be established and maintained in an area acceptable to the landowner. No construction or major maintenance shall occur without the landowner's permission. Permission is further granted to VAST, to the fourteen Vermont county snowmobile clubs, to all affiliated local snowmobile clubs, and to their respective members to use the trail(s).

Permission extends for a period starting Dec 15th 2021 (Date) to April 15th 2022 (Date)

Permission is subject to the additional terms and conditions listed below, if none, enter "NONE".

Permission to use Broadview Ave and Landing St. With the following conditions. Both Streets must have a 10mph speed limit for snowmobiles. A cerfew of 10:00PM to 8:00am on Landing St. The City can revoke permission at anytime.

Vermont law limits the liability of landowners for personal injury and property damage sustained by a person operating a snowmobile or riding as a passenger to damage intentionally inflicted by the landowner unless the landowner charges the owner or operator of the snowmobile a cash fee for the use of the property. VAST agrees to maintain a policy of trails liability insurance with a policy limit of at least $1,000,000 covering the landowner as an additional insured. VAST further agrees to defend the landowner or reimburse the landowner for the reasonable costs of defense in the event that a claim is made or a suit is brought as a result of a snowmobile accident on the landowner's property, unless the landowner charges a fee for the use of the landowner's property for the purpose of establishing and maintaining a snowmobile trail(s). A complete "Explanation of Landowner Rights and Protections" is printed on the reverse side of this document. **Neither this permission nor any use of the trail(s) established pursuant to this permission shall, under any circumstances, entitle VAST, any county snowmobile club, any local snowmobile club, or any member of any one or more such clubs, to claim any dedication, any right of adverse possession, any prescriptive easement, or any similar right with respect to any portion of the landowner's property.**

Dated this 25th (Day) day of October (Month), 20 21 (Year)

Vermont Association of Snow Travelers, Inc.

By: Steven Dalpe (Please Print Name)

is duly authorized agent for the limited purpose of negotiating and entering into landowner permission agreements

Signature of landowner or landowner's duly authorized agent

(Please Print Name)

Mailing Address:
City Of Newport
222 Main Street
Newport, VT 05855

Phone Number

Email Address

Explanation Of Landowner Rights and Protections

1. **Landowner liability limited.** The liability of landowners for personal injury or property damage sustained by snowmobile operators and their passengers is limited by statute. Specifically, 23 V.S.A. §3206 (d) provides as follows:

   Landowner liability limited. No public or private landowner or their agents shall be liable for any property damage or personal injury sustained by any person operating or riding as a passenger on a snowmobile, or upon a vehicle or other device drawn by a snowmobile upon the public or private landowner's property, whether or not the public or private landowner has given permission to use the land, unless the public or private landowner charges a cash fee to the operator or owner of the snowmobile for the use of the property, or unless said damage or injury is intentionally inflicted by the landowner.

2. **VAST will defend Landowner.** In consideration for Landowner's granting VAST permission to locate and maintain one or more snowmobile trails and/or associated facilities upon Landowner's property and to permit snowmobiling thereupon, VAST agrees that if a claim is made or a legal action is brought against the Landowner for personal injury or property damage (or both) arising out of a snowmobiling accident occurring while using the VAST trail(s) located on Landowner's property, VAST will defend Landowner against the claim or legal action unless the claim arises in primary part from damages or injuries intentionally inflicted by Landowner. This obligation to defend and indemnify is null and void if the Landowner charges a fee to snowmobilers for the use of any portion of their property.

3. **Trails liability insurance.** VAST, the county snowmobile clubs, and all local snowmobile clubs affiliated with a county snowmobile club and VAST, are insured under a policy of insurance with a policy limit of at least One Million Dollars ($1,000,000) covering, among other things, trail construction and maintenance and grooming operations. A copy of the policy is available upon request from VAST, whose address and telephone number are provided on the reverse side of this document.

4. **Permitting.** VAST will obtain all necessary permits for the construction and maintenance of the trail. VAST will indemnify and hold the Landowner harmless from any enforcement action that alleges that a required permit was not timely obtained. VAST will provide the Landowner with a copy of all permits obtained for work on their land.

To City Council

Cc City Clerk/Treasurer, Director of Public Works, Chief of Police, Chief of Fire Department, Recreation Director, Programs Administrator

From: Laura Dolgin, Newport City Manager

Date: November 12, 2021

Re: Annual Budget Memo

The FY 21-22 budget presents an overall increase of $40,433.86, or .95%, on an amount to be raised by the taxpayers of $4,236,973.85. The City consistently attempts to present a budget that balances the burden placed upon our taxpayers, and yet still allows infrastructure maintenance and improvements.

Through the Rural Communities Development Initiative grant (RCDI) from USDA, the City now has extra capacity to apply for grants in order to ease this burden. Professional grant writers and project managers take the responsibility to write the grants, and when they are awarded, they assist with the accountability requirements to the funder. This has been a terrific advantage as we transition ourselves into an attractive destination to live, work,and play. Some of the grants have been completed and some are still in process. In FY 20-21, two grants were completed and funds were reimbursed as follows: The land record digitization grant was completed and $20,573.38 was reimbursed. No cash match was required for the grant, although access to digital land records is now a permanent feature offered to the community for a monthly vendor fee of approximately $425.00. The EV Car charging station was completed and a grant amount of $18,902.02 was reimbursed. The city contributed $1,968.75 to the total project cost. If not for these grant opportunities, the city would have had to either fund the entire project costs, or, the projects would have been unlikely to have occurred. These grants represent good opportunities that allow recognition of services and projects that would otherwise be potentially unreachable.

Grants that have come into our Police Department in FY20-21 are:

The Drug Task force grant provided $85,344.76,
STOP grant provided $25,697.55
USDA Equipment Grant provided $29,206.78 for Police Radios
Stone Garden Equipment: $7000.00
Stone Garden Operations: $83464.97, and
SIU grant was $30,000.00

Police Department grants are not guaranteed. When grants are awarded and funds are reimbursed to the city, the total for the department's costs are lower than projected. If budgeted funds are unspent, those funds get reassigned in the next year's budget, thereby easing that burden, in a continuous cycle that will last for as long as the department receives these unbudgeted revenues. Because police grants are not guaranteed and we must still employ the same number of staff, the police revenue will show 0 income for those line items. This model has been very effective for the department and the taxpayers.

Since the restructuring of Parks facilities to Public Works that occurred in January, we have had an adjustment in how we are learning the pattern of maintenance for each facility. Facility maintenance has been a priority for the council for many years and it is gratifying to see it come into reality. We were able to make immediate and necessary

improvements to Prouty Beach such as a new roof on the campground bathroom/laundry room, new toilets, and we replaced the front deck on the beach house. We will make additional improvements as demonstrated in the Capital Improvements section of the budget for all of our facilities. With the transfer of maintenance from Parks to the Public Works Department, and coinciding with the hiring of a new Recreation Director, comes a fresh action oriented perspective that provides efficiencies and economies of scale. We are excited to see these improvements executed.

The budget will reflect closer alignment with the Five Year Capital Program for all departments. The Capital Program reflects the Implementation Strategies categorized in the Waterfront and Downtown Master Plan. This plan supports our transformation and sets the stage for what we hope will contribute to economic success for our city as we move forward.

An interesting note is that we have found a number of municipalities are seeing the same budgeting trend as is reflected in this budget. While I look forward to the time when I do not have to reference the Covid-19 pandemic as having a sweeping impact on our work, the harsh reality is that the impacts are still showing up through things such as supply chain delays, higher expenses, and even more sensitive is the disruptions to our staffing patterns, particularly for those employees with school aged children, and as you are well aware, our dedicated employees are our most valuable asset.

We look forward to describing each department's budget with you in depth over the next few weeks, and look forward to continuing our good work already in place.

CITY OF NEWPORT
BUDGET REPORT

DEPARTMENT	2019-2020 ACTUALS	2020-2021 BUDGET	2020-2021 ACTUALS	2021-2022 BUDGET	2022-2023 PROPOSED	
CITY PROPERTY TAX	3,863,214.23	4,079,728.00	4,176,467.95	4,204,016.00	4,236,973.86	
PAYMENT IN LIEU OF TAXES	491,269.00	490,700.00	491,024.00	490,700.00	490,700.00	
GENERAL GOV. INCOME	739,698.53	514,675.00	726,332.57	521,975.00	532,975.00	
GENERAL GOV. EXPENSE	623,268.11	630,561.00	662,361.47	617,217.00	635,583.21	
NET GEN. GOVERNMENT	116,430.42	(115,886.00)	63,971.10	(95,242.00)	(102,608.21)	
POLICE DEPT. INCOME	441,109.71	65,200.00	373,897.45	81,300.00	167,044.00	
POLICE DEPT. EXPENSE	1,910,695.44	1,808,734.00	1,748,793.83	1,794,279.00	1,913,618.32	
NET POLICE	(1,469,585.73)	(1,743,534.00)	(1,374,896.38)	(1,712,979.00)	(1,746,574.32)	
FIRE DEPT. INCOME	44,277.21	42,500.00	43,285.27	42,300.00	42,500.00	
FIRE DEPT. EXPENSE	184,601.41	190,007.00	186,786.18	191,678.00	189,412.00	
NET FIRE	(140,324.20)	(147,507.00)	(143,500.91)	(149,378.00)	(146,912.00)	
PUBLIC WORKS INCOME	210,878.78	138,500.00	206,537.76	141,100.00	141,100.00	
PUBLIC WORKS EXPENSE	1,353,240.59	1,216,536.00	1,390,411.06	1,240,184.00	1,264,860.75	
NET PUBLIC WORKS	(1,142,361.81)	(1,078,036.00)	(1,183,873.30)	(1,099,084.00)	(1,123,760.75)	
RECREATION INCOME	408,319.50	391,030.00	319,790.64	341,030.00	375,830.00	
RECREATION EXPENSE	601,577.48	603,145.00	614,210.97	587,206.00	627,807.58	
NET RECREATION	(193,257.98)	(212,115.00)	(294,420.33)	(246,176.00)	(251,977.58)	
CAPITAL INCOME	0.00	0.00	0.00	0.00	0.00	
CAPITAL EXPENSE	712,612.91	718,083.00	560,092.98	719,583.00	752,040.00	
NET CAPITAL	(712,612.91)	(718,083.00)	(560,092.98)	(719,583.00)	(752,040.00)	
ALL OTHER INCOME	10,728.61	0.00	0.00	0.00	0.00	
JND OFFSET TO REDUCE TAXES	0.00	0.00	0.00	0.00	0.00	
ASSIGNED FUND BALANCE	0.00	100,000.00	0.00	0.00	0.00	
ALL OTHER EXPENSE	675,332.18	655,266.99	732,836.42	664,798.00	603,801.00	
NET OTHER	(664,603.57)	(555,266.99)	(732,836.42)	(664,798.00)	(603,801.00)	
TOTAL INCOME:	2,346,281.34	1,642,605.00	2,160,867.69	1,618,405.00	1,750,149.00	
TOTAL EXPENSE:	6,061,328.12	5,822,333.00	5,895,492.91	5,814,945.00	5,987,122.85	
TOTAL TO BE RAISED BY TAXES	3,715,046.78	4,179,728.00	3,734,625.22	4,196,540.00	4,236,973.85	
						Difference
TAXES TO BE RAISED		4,079,728.00		4,196,539.99	4,236,973.85	$40,433.86
GRAND LIST Estimate		319,000,000		321,000,000	321,000,000	
Proposed Tax Rate		1.2789		1.3073	1.3199	0.01263
Current Tax Rate		1.2780		1.3073		0.95%

**The city portion of taxes to be raised equals:	4,196,539.99	4,236,973.85
Resulting in an estimated tax rate of:	1.3073	1.3199
Assuming a Grand List of:	321,000,000	321,000,000

**This does not include school taxes or any additional appropriations approved on Town Meeting Day or any municipal exemptions granted on Town Meeting Day.

Budget FY22-23 Oct 2021

GENERAL GOVERN.	GL ACCT CODE	FY19-20 ACTUALS	FY20-21 BUDGET	FY20-21 ACTUALS	FY21-22 BUDGET	FY22-23 PROPOSED	PERCENT CHANGE
PROPERTY TAXES CITY	0-00-20.00	3,863,214.23	4,079,728.00	4,176,467.95	4,204,016.00	4,236,973.86	0.78%
STATE MUNI TAX ADJ	0-00-20.19	220,299.34	205,000.00	204,479.38	205,000.00	205,000.00	0.00%
FISH & WILDLIFE	0-00-20.04	239.40	400.00	239.40	200.00	200.00	0.00%
INTEREST ON CURRENT TAX	0-00-20.06	27,588.95	24,000.00	28,190.07	25,000.00	26,000.00	4.00%
CORRECTIONS CONTRACT	0-00-20.08	85,600.81	82,000.00	88,096.19	84,000.00	87,000.00	3.57%
PAY IN LIEU OF TAXES	0-00-20.10	460,569.00	460,000.00	460,324.00	460,000.00	460,000.00	0.00%
TAX REFUNDS (PRIOR YEARS)	0-00-20.11	-861.99	0.00	-11,197.86	0.00	0.00	#DIV/0!
INTEREST ON DEL TAX	0-00-20.15	16,322.37	9,000.00	18,035.12	12,000.00	14,000.00	16.67%
PENALTY DELINQUENT	0-00-20.16	40,394.34	37,000.00	42,478.71	37,000.00	38,000.00	2.70%
PILOT NEKHS	0-00-20.13	700.00	700.00	700.00	700.00	700.00	0.00%
PILOT HOSPITAL #2	0-00-20.21	30,000.00	30,000.00	30,000.00	30,000.00	30,000.00	0.00%
TAX SALE REDEMPTION	0-00-20.22	0.00	0.00	52,606.18	0.00	0.00	#DIV/0!
TOTAL TAX & PENALTY		**4,744,066.45**	**4,927,828.00**	**5,090,419.14**	**5,057,916.00**	**5,097,873.86**	**0.79%**
LICENSES & FEES							
BEVERAGE LICENSES	0-00-21.01	2,035.00	2,400.00	2,655.00	2,200.00	2,400.00	9.09%
DOG LICENSES	0-00-21.20	1,040.00	1,700.00	823.00	1,000.00	1,000.00	0.00%
BUILDING PERMITS	0-00-21.30	5,203.24	6,500.00	5,721.40	5,500.00	5,500.00	0.00%
CITY CLERK MISC	0-00-21.40	2,502.00	4,400.00	399.92	3,000.00	400.00	-86.67%
VAULT TIME	0-00-21.45	302.00	0.00	1,087.25	400.00	1,000.00	150.00%
VAULT COPIES	0-00-21.47	1,091.25	0.00	3,384.75	1,000.00	3,000.00	200.00%
AVENU COPY REVENUE	0-00-21.48	0.00	0.00	148.50	0.00	100.00	#DIV/0!
CITY CLERK RECORDING FEES	0-00-21.50	41,715.00	47,000.00	41,301.00	42,000.00	41,000.00	-2.38%
CERTIFIED BIRTH CERTIFICATES	0-00-21.55	1,210.00	0.00	3,820.00	1,500.00	3,500.00	133.33%
MARRIAGE CERTIFICATE	0-00-21.56	150.00	0.00	715.00	200.00	500.00	150.00%
CERTIFIED DEATH CERTIFICATES	0-00-21.57	4,887.00	0.00	7,107.00	5,000.00	6,000.00	20.00%
RECORD RESTORATION RESERVE	0-00-21.50	10,788.00	0.00	14,717.00	0.00	0.00	#DIV/0!
TOTAL LICENSES & FEES		**70,923.49**	**62,000.00**	**81,879.82**	**61,800.00**	**64,400.00**	**4.21%**
REIMBURSEMENT							
SCHOOL TRANSFER	0-00-22.61	7,500.00	7,500.00	7,500.00	7,500.00	7,500.00	0.00%
CURRENT USE/HOLD HARMLESS	0-00-22.75	28,603.00	14,500.00	14,262.00	14,500.00	15,300.00	5.52%
TOTAL REIMBURSEMENT		**36,103.00**	**22,000.00**	**21,762.00**	**22,000.00**	**22,800.00**	**3.64%**
MISC INCOME							
VENDOR PERMIT	0-00-23.42	400.00	0.00	300.00	0.00	0.00	#DIV/0!
PRIVATE DONATION	0-00-23.43	50,000.00	0.00	0.00	0.00	0.00	#DIV/0!
CENTENNIAL REVENUE	0-00-23.51	0.00	0.00	25.00	0.00	0.00	#DIV/0!
LAND RECORD DIGITIZATION	0-00-23.57	0.00	0.00	20,579.38	0.00	0.00	#DIV/0!
REIM RECYCLED METAL	0-00-23.66	94.15	0.00	382.20	0.00	0.00	#DIV/0!
HAZARDOUS WASTE GRANT	0-00-23.81	3,570.12	3,000.00	3,583.53	3,500.00	3,500.00	0.00%
EQUALIZED STUDY REIMB	0-00-23.67	2,085.00	2,000.00	2,090.00	2,000.00	2,000.00	0.00%
LISTER EDUCATION	0-00-23.70	0.00	400.00	0.00	400.00	0.00	-100.00%
REFUNDS	0-00-23.72	167.37	0.00	0.00	0.00	0.00	#DIV/0!
WALMART FUNDS	0-00-23.87	100,000.00	0.00	100,000.00	0.00	0.00	#DIV/0!
INT REIMBURS	0-00-23.88	0.00	0.00	1,267.02	0.00	0.00	#DIV/0!
MUNICIPAL BLDG INCOME	0-00-23.90	60.00	500.00	0.00	0.00	0.00	#DIV/0!
CELLULAR ONE LEASE	0-00-23.78	32,295.84	32,000.00	33,190.82	32,000.00	32,000.00	0.00%
LAND SALE	0-00-23.93	0.00	0.00	20,000.00	0.00	0.00	#DIV/0!
NCRC REIMBURSEMENT	0-00-23.94	0.00	30,000.00	0.00	30,000.00	30,000.00	0.00%
ADMIN REIMBURSEMENT	0-00-23.95	875.00	0.00	0.00	0.00	0.00	#DIV/0!
COVID-19 GRANT INCOME	0-00-23.96	35,000.00	0.00	-11,368.36	0.00	0.00	#DIV/0!
MWA PROUTY BEACH PROJECT	0-00-23.97	733.84	0.00	5,662.11	0.00	0.00	#DIV/0!
INSURANCE REFUNDS/CLAIMS	0-00-23.98	0.00	0.00	4,667.67	0.00	0.00	#DIV/0!
MISC INCOME	00-23.84 &99	10,064.43	300.00	4,602.76	1,000.00	1,000.00	0.00%
TOTAL MISC INCOME		**235,345.75**	**68,200.00**	**184,982.13**	**68,900.00**	**68,500.00**	**-0.58%**
OTHER INTEREST INCOME							
DELINQUENT TAX ATTY FEES	0-00-29.05	0.00	0.00	6,363.34	0.00	0.00	#DIV/0!
INTEREST REAPPRAISAL FD	0-00-29.38	37.27	0.00	24.82	0.00	0.00	#DIV/0!
INTEREST ON MBA CKING	0-00-29.32	7,151.90	5,000.00	7,659.44	6,000.00	7,000.00	16.67%
OTHER INTEREST INCOME	9.26+.29+.46	22.90	25.00	11.36	25.00	25.00	0.00%
INTEREST COVENTRY SINKING	0-00-29.37	76.20	50.00	71.20	50.00	50.00	0.00%
INTEREST WALMART FUNDS	0-00-29.95	454.80	0.00	651.27	0.00	0.00	#DIV/0!
TOTAL INTEREST INC		**7,743.07**	**5,075.00**	**14,781.43**	**6,075.00**	**7,075.00**	16.46%
TOTAL GENERAL GOV		**5,094,181.76**	**5,085,103.00**	**5,393,824.52**	**5,216,691.00**	**5,260,648.86**	**0.84%**
POLICE		FY19-20 ACTUALS	FY20-21 BUDGET	FY20-21 ACTUALS	FY21-22 BUDGET	FY22-23 PROPOSED	PERCENT CHANGE
SPECIAL INVEST UNIT	0-00-24.31	30,000.00	0.00	30,000.00	0.00	0.00	#DIV/0!
VT TRAFFIC COURT FINES	0-00-24.32	3,870.50	9,000.00	10,350.65	9,000.00	10,000.00	11.11%
K-9 DONATIONS	0-00-24.36	0.00	0.00	3,250.00	0.00	0.00	#DIV/0!
CONTRACTED SERVICES	0-00-24.52	4,167.74	0.00	2,160.00	0.00	0.00	#DIV/0!
OPERATION STONEGARDEN	0-00-24.56	79,548.79	0.00	83,464.97	0.00	0.00	#DIV/0!
NCUHS RESOURCE OFFICER	0-00-24.57	0.00	0.00	0.00	0.00	61,500.00	#DIV/0!
STONEGARDEN EQUIP 97.067	0-00-24.59	53,292.00	0.00	7,000.00	0.00	0.00	#DIV/0!
PARKING TICKET FINES	0-00-24.70	160.00	500.00	330.00	500.00	500.00	0.00%

GENERAL GOVERN.	GL ACCT CODE	FY19-20 ACTUALS	FY20-21 BUDGET	FY20-21 ACTUALS	FY21-22 BUDGET	FY22-23 PROPOSED	PERCENT CHANGE
EQUIITABLE SHARE ACCT	0-00-24.71	135.25	0.00	0.00	0.00	0.00	#DIV/0!
USDA EQUIPMENT GRANT	0-00-24.72	38,393.22	0.00	29,106.78	0.00	0.00	#DIV/0!
STOP GRANT	0-00-24.77	40,601.52	0.00	25,697.55	0.00	0.00	#DIV/0!
DISPATCH FED GRANT 97.067	0-00-24.86	0.00	0.00	-238.23	0.00	0.00	#DIV/0!
POLICE REPORTS	0-00-24.90	2,020.00	1,500.00	1,731.00	2,000.00	1,500.00	-25.00%
POLICE MISC INCOME	0-00-24.91	10,131.92	4,000.00	3,149.99	6,000.00	6,000.00	0.00%
INSURANCE CLAIMS	0-00-24.92	13,625.00	0.00	0.00	0.00	0.00	#DIV/0!
VT DRUG TASK FORCE GRANT	0-00-24.94	83,063.66	0.00	85,344.76	0.00	0.00	#DIV/0!
HSI SLOT FUNDS	0-00-24.96	25,967.70	0.00	11,000.00	0.00	0.00	#DIV/0!
DISPATCH INCOME	0-00-24.97	51,500.00	50,000.00	76,849.98	63,600.00	87,344.00	37.33%
OTHER REIMBURSEMENT	0-00-24.98	4,316.41	0.00	4,500.00	0.00	0.00	#DIV/0!
DOG IMPOUND FEES	0-00-24.99	316.00	200.00	200.00	200.00	200.00	0.00%
TOTAL POLICE INCOME		**441,109.71**	**65,200.00**	**373,897.45**	**81,300.00**	**167,044.00**	**105.47%**
FIRE DEPARTMENT							
LABOR & MATERIALS	0-00-25.90	350.00	500.00	2,117.50	300.00	500.00	66.67%
MISC. INCOME	0-00-25.91	2,892.50	2,000.00	2,500.00	2,000.00	2,000.00	0.00%
COVENTRY CAPITAL SHARE	0-00-25.79	41,034.71	40,000.00	38,667.77	40,000.00	40,000.00	0.00%
TOTAL FIRE DEPT INC.		**44,277.21**	**42,500.00**	**43,285.27**	**42,300.00**	**42,500.00**	**0.47%**
STREET DEPARTMENT							
STATE AID TO HIGHWAY	0-26.20 & 19	141,548.09	138,500.00	181,203.03	141,100.00	141,100.00	0.00%
STREET DEPT. LAB & MAT	0-00-26.21	0.00	0.00	1,178.41	0.00	0.00	#DIV/0!
PUBLIC WORKS OTHER	0-26.24 & 22	14,845.00	0.00	2,094.60	0.00	0.00	#DIV/0!
REGIONAL PLANNING GRANT	0-00-26.31	-2,775.01	0.00	0.00	0.00	0.00	#DIV/0!
PW VEHICLE/EQUIP REVENUE	0-00-26.33	0.00	0.00	800.00	0.00	0.00	#DIV/0!
HIGHWAY STRUCTURES GRANT	0-00-26.43	54,900.00	0.00	0.00	0.00	0.00	#DIV/0!
AOT BIKE PATH	0-00-26.95	2,360.70	0.00	2,360.70	0.00	0.00	#DIV/0!
EV CAR CHARGING INCOME	0-00-26.97	0.00	0.00	18,901.02	0.00	0.00	#DIV/0!
TOTAL STREET DEPT		**210,878.78**	**138,500.00**	**206,537.76**	**141,100.00**	**141,100.00**	**0.00%**
PROUTY BEACH							
PROUTY BEACH ADMISSIONS	0-00-27.40	1,634.40	600.00	12.00	0.00	0.00	#DIV/0!
PROUTY BEACH TRANSIENT	0-00-27.41	102,128.28	95,000.00	114,760.28	102,000.00	112,000.00	9.80%
PROUTY BEACH SEASONAL	0-00-27.42	48,366.23	48,750.00	58,275.97	48,750.00	55,000.00	12.82%
PROUTY BEACH MISC.	0-00-27.43	3,653.85	200.00	15.00	200.00	200.00	0.00%
PROUTY BEACH GREEN SPACE RENTAL	0-00-27.44	0.00	500.00	305.00	500.00	400.00	-20.00%
PROUTY BEACH FACILITY RENTAL	0-00-27.45	1,360.00	1,200.00	2,045.00	1,200.00	1,200.00	0.00%
PB ATHLETIC FIELDS RENTAL	0-00-27.46	185.00	1,000.00	4,642.69	500.00	500.00	0.00%
EQUIPMENT RENTAL	0-00-27.49	5,781.67	5,000.00	0.00	5,500.00	5,700.00	3.64%
PROUTY ELECTRIC	0-00-27.47	2,380.25	5,000.00	855.00	4,000.00	3,500.00	-12.50%
PB RESALE GOODS	0-00-27.48	491.00	700.00	0.00	500.00	500.00	0.00%
TOTAL PROUTY BEACH		**165,980.68**	**157,950.00**	**185,772.54**	**163,150.00**	**179,000.00**	**9.71%**
RECREATION MISC.							
SENIOR CENTER SALARY RE	0-00-27.10	2,190.18	3,000.00	0.00	3,000.00	3,000.00	0.00%
SENIOR CENTER OTHER REIMB	0-00-27.12	984.00	1,500.00	0.00	500.00	500.00	0.00%
GYM RENTAL	0-27.24 & 25	4,501.77	3,500.00	260.00	5,000.00	3,500.00	-30.00%
AARP GRANT	0-00-27.30	24,172.35	0.00	0.00	0.00	0.00	#DIV/0!
PARADES	0-00-27.38	0.00	4,000.00	0.00	0.00	0.00	#DIV/0!
WAIVED EVENT FEES	0-00-27.37	729.00	0.00	0.00	0.00	0.00	#DIV/0!
AQUATIC NUIS AQ12-55	0-00-27.35	6,249.00	0.00	2,499.00	0.00	0.00	#DIV/0!
SUMMER CAMP PROGRAMS	0-00-27.54	0.00	0.00	13,425.00	0.00	48,000.00	#DIV/0!
DISCOUNT TICKETS	0-00-27.55	12,196.00	12,000.00	18,438.95	12,000.00	10,000.00	-16.67%
ADULT PROGRAMS	0-00-27.57	24,954.29	4,000.00	20.00	30,000.00	27,000.00	-10.00%
SUMMER PROGRAMS	0-00-27.58	6,752.90	30,000.00	8,407.50	6,000.00	4,000.00	-33.33%
ANNUAL EVENTS	0-00-27.56	30,311.14	30,000.00	26,552.19	10,000.00	2,000.00	-80.00%
YOUTH WINTER PROGRAMS	0-00-27.59	160.00	0.00	1,725.00	2,000.00	1,500.00	-25.00%
TOTAL REC MISC.		**113,200.63**	**88,000.00**	**71,327.64**	**68,500.00**	**99,500.00**	**45.26%**
GARDNER PARK							
GARDNER PARK RENTAL	0-00-27.67	4,148.40	8,000.00	9,015.80	8,000.00	8,000.00	0.00%
SKATING RINK INCOME	0-00-27.68	350.00	2,000.00	773.37	500.00	500.00	0.00%
GARDNER PARK EQUIP RENTAL	0-00-27.63	298.25	500.00	679.00	500.00	500.00	0.00%
TOTAL GARDNER PARK INC		**4,796.65**	**10,500.00**	**10,468.17**	**9,000.00**	**9,000.00**	**0.00%**
WATERFRONT							
GATEWAY UTILITY REIM	0-00-27.81	8,139.11	8,000.00	0.00	0.00	0.00	#DIV/0!
COMMERCIAL SLIPS	0-00-27.85	5,330.00	5,330.00	5,714.66	5,330.00	5,330.00	0.00%
COMMERCIAL UTILITIES	0-00-27.86	238.23	0.00	766.34	300.00	500.00	66.67%
DINGHY DOCK	0-00-27.88	300.00	750.00	450.00	750.00	500.00	-33.33%
GATEWAY CENTER	0-00-27.90	16,175.00	14,400.00	4,535.00	5,000.00	5,000.00	0.00%
PUMP OUTS		0.00	100.00	0.00	0.00	0.00	#DIV/0!
GASOLINE SALES	0-00-27.96	42,071.95	60,000.00	8,639.19	45,000.00	45,000.00	0.00%
WF SEASONALS	0-00-27.99	1,454.25	38,000.00	30,855.20	38,000.00	30,000.00	-21.05%
WF TRANSIENT	0-00-27.98	730.00	6,000.00	785.00	4,000.00	1,000.00	-75.00%
WF RESALE GOODS	0-00-27.97	49,903.00	2,000.00	476.90	2,000.00	1,000.00	-50.00%
TOTAL WATERFRONT		**124,341.54**	**134,580.00**	**52,222.29**	**100,380.00**	**88,330.00**	**-12.00%**

GENERAL GOVERN.	GL ACCT CODE	FY19-20 ACTUALS	FY20-21 BUDGET	FY20-21 ACTUALS	FY21-22 BUDGET	FY22-23 PROPOSED	PERCENT CHANGE
TOTAL RECREATION		408,319.50	391,030.00	319,790.64	341,030.00	375,830.00	10.20%
LANDSCAPING							
LABOR & MATERIALS	0-00-31.10	10,728.61	0.00	843.30	0.00	0.00	#DIV/0!
TOTAL LANDSCAPING		10,728.61	0.00	843.30	0.00	0.00	#DIV/0!
GRAND TOTAL INCOME		6,209,495.57	5,722,333.00	6,338,178.94	5,822,421.00	5,987,122.86	2.83%

ADMINISTRATION

EXPENSES	ACCT CODE	FY19-20 ACTUALS	FY20-21 BUDGET	FY20-21 ACTUALS	FY21-22 BUDGET	FY22-23 PROPOSED	PERCENT CHANGE
CITY COUNCIL							
SALARIES	0-30-30.10	8,240.00	8,250.00	8,040.00	8,250.00	8,250.00	0.00%
OFFICE SUPPLIES	0-30-30.20	67.76	100.00	158.64	100.00	100.00	0.00%
WAIVED EVENT FEES	0-30-30.30	0.00	0.00	0.00	0.00	0.00	#DIV/0!
COMMUNICATIONS	0-30-30.34	156.10	1,200.00	214.19	1,200.00	1,200.00	0.00%
TRAVEL & MISC.	0-30-30-40	104.28	1,200.00	86.40	1,200.00	1,200.00	0.00%
COUNCIL SPECIAL PROJECTS	0-30-30.50	1,310.39	2,500.00	1,417.75	1,500.00	1,500.00	0.00%
SOCIAL SECURITY	0-30-30.52	630.36	632.00	675.07	635.00	635.00	0.00%
WORKERS COMP	0-30-30.55	30.51	0.00	0.00	50.00	50.00	0.00%
TOTAL CITY COUNCIL		**10,539.40**	**13,882.00**	**10,592.05**	**12,935.00**	**12,935.00**	**0.00%**
CITY MANAGER OFFICE							
SALARIES	0-30-31.10	40,621.08	47,381.00	43,473.21	48,841.00	50,308.00	3.00%
VACATION	0-30-31.11	4,604.28	3,339.00	4,065.69	3,441.00	3,544.00	2.99%
HOLIDAY	0-30-31.12	2,911.22	2,402.00	3,260.17	2,475.00	2,549.00	2.99%
SICK	0-30-31.13	2,286.52	0.00	5,382.24	0.00	0.00	#DIV/0!
LONGEVITY PAY	0-30-31.14	0.00	0.00	0.00	0.00	0.00	#DIV/0!
COVID-19 PAY	0-30-31.17	3,265.54	0.00	0.00	0.00	0.00	#DIV/0!
OFFICE SUPPLIES	0-30-31.20	698.33	1,500.00	650.27	1,000.00	700.00	-30.00%
COVID-19 EXPENSES	0-30-31.21	3,036.05	0.00	1,556.68	0.00	0.00	#DIV/0!
ADVERTISING	0-30-31.30	0.00	300.00	0.00	300.00	200.00	-33.33%
COMMUNICATIONS	0-30-31.34	3,925.49	6,000.00	4,230.40	5,000.00	5,000.00	0.00%
TRAINING, CONF. & DUES	0-30-31.40	419.86	500.00	225.00	500.00	400.00	-20.00%
SOCIAL SECURITY	0-30-31.52	4,323.85	4,064.00	4,930.90	4,189.00	4,314.68	3.00%
MUNICIPAL RETIREMENT	0-30-31.53	4,499.64	5,564.00	4,677.58	5,803.00	5,976.00	2.98%
HEALTH INSURANCE	0-30-31.54	10,805.11	10,071.00	12,886.53	10,560.00	10,462.36	-0.92%
ORKMAN'S COMP INSURANCE	0-30-31.55	196.45	235.00	221.75	235.00	250.00	6.38%
MPLOYMENT COMPENSATION	0-30-31.56	66.92	285.00	258.05	200.00	300.00	50.00%
LIFE/AD&D/DISABILITY INS	0-30-31.57	569.40	530.00	532.84	600.00	600.00	0.00%
HRA EXPENSE	0-30-31.58	185.68	1,693.00	1,462.95	1,693.00	1,749.00	3.31%
REPAIRS & MAINTENANCE	0-30-31.68	1,041.13	1,500.00	1,395.05	1,500.00	1,500.00	0.00%
TRAVEL	0-30-31.80	2,169.52	2,900.00	2,280.00	2,500.00	2,500.00	0.00%
NEW EQUIPMENT	0-30-31.82	717.14	500.00	1,082.48	1,500.00	1,500.00	0.00%
TOTAL CITY MANAGER		**86,343.21**	**88,764.00**	**92,571.79**	**90,337.00**	**91,853.04**	**1.68%**
ELINQUENT TAX COLLECTOR							
SALARIES	0-30-39.10	2,180.40	3,900.00	1,992.06	4,017.00	4,017.00	0.00%
OFFICE SUPPLIES	0-30-39.20	0.00	50.00	0.00	50.00	50.00	0.00%
COMMUNICATIONS	0-30-39.34	1,687.03	1,200.00	1,447.50	1,200.00	1,400.00	16.67%
SOCIAL SECURITY	0-30-39.52	157.00	299.00	157.26	308.00	308.00	0.00%
WORKERS COMP	0-30-39.55	0.00	0.00	13.80	0.00	20.00	#DIV/0!
OTHER EXPENSES	0-30-39.79	146.08	200.00	11,455.08	200.00	200.00	0.00%
PROFESSIONAL EXPENSES	0-30-39.80	2,330.30	0.00	1,259.66	0.00	0.00	#DIV/0!
TOTAL DEL. TAX COLLECTOR		**6,500.81**	**5,649.00**	**16,325.36**	**5,775.00**	**5,995.00**	**3.81%**
ELECTION EXPENSE							
SALARIES	0-30-32.10	1,293.28	3,000.00	2,608.21	2,000.00	2,600.00	30.00%
BALLOTS	0-30-32.20	40.00	2,700.00	3,411.32	2,700.00	3,500.00	29.63%
ADVERTISING	0-30-32.30	458.26	500.00	97.00	500.00	400.00	-20.00%
COMMUNICATIONS	0-30-32.34	220.98	250.00	626.89	200.00	650.00	225.00%
SOCIAL SECURITY	0-30-32.52	97.95	230.00	204.55	153.00	225.00	47.06%
REPAIR AND MAINTENANCE	0-30-32.68	484.10	2,500.00	447.10	2,500.00	2,500.00	0.00%
OTHER EXPENSE	0-30-32.79	461.07	1,200.00	1,479.37	800.00	1,500.00	87.50%
TOTAL ELECTION EXPENSE		**3,055.64**	**10,380.00**	**8,874.44**	**8,853.00**	**11,375.00**	**28.49%**
CITY TREASURER							
SALARIES	0-30-33.10	79,142.82	74,002.00	71,081.63	74,002.00	65,718.00	-11.19%
OVERTIME PAY	0-30.33.11	1,015.11	1,200.00	1,521.50	1,200.00	1,500.00	25.00%
VACATION	0-30-33.12	5,111.97	3,911.00	4,606.82	3,911.00	5,812.00	48.61%
HOLIDAY	0-30-33.13	2,117.73	2,080.00	2,479.37	2,080.00	3,461.00	66.39%
SICK PAY	0-30-33.14	1,134.13	0.00	3,798.63	0.00	0.00	#DIV/0!
LONGEVITY PAY	0-30-33.15	350.00	300.00	350.00	350.00	350.00	0.00%
TRAVEL PAY	0-30-33.17	0.00	0.00	86.25	0.00	0.00	#DIV/0!
COVID-19 EXPENSES	0-30-33.18	864.82	0.00	295.55	0.00	0.00	#DIV/0!
OFFICE SUPPLIES	0-30-33.20	1,935.96	2,300.00	3,344.23	2,300.00	3,400.00	47.83%
COMMUNICATIONS	0-30-33.34	3,592.91	3,300.00	3,763.81	3,600.00	3,600.00	0.00%
SOCIAL SECURITY	0-30-33.52	7,116.41	6,234.00	7,245.69	6,238.00	5,880.00	-5.74%
MUNICIPAL RETIREMENT	0-30-33.53	6,619.29	7,088.00	7,286.43	7,047.00	6,147.00	-12.77%
HEALTH INSURANCE	0-30-33.54	10,800.49	11,043.00	10,791.82	13,187.00	12,600.00	-4.45%
ORKMAN'S COMP INSURANCE	0-30-33.55	286.10	402.00	313.93	350.00	350.00	0.00%
MPLOYMENT COMPENSATION	0-30-33.56	33.46	282.00	129.02	150.00	150.00	0.00%
LIFE/AD&D/DISABILITY INS	0-30-33.57	887.32	761.00	741.81	800.00	800.00	0.00%
HRA EXPENSE	0-30-33.58	0.00	700.00	0.00	700.00	700.00	0.00%
REPAIR & MAINTENANCE	0-30-33.68	1,515.73	1,600.00	1,842.15	1,600.00	1,600.00	0.00%
OTHER EXPENSES	0-30-33.79	215.86	200.00	222.31	200.00	200.00	0.00%
EQUIPMENT	0-30-33.80	460.13	1,000.00	345.70	1,000.00	1,000.00	0.00%
TRAINING, CONF. & DUES	0-30-33.81	52.50	75.00	42.00	75.00	75.00	0.00%

ADMINISTRATION

EXPENSES	ACCT CODE	FY19-20 ACTUALS	FY20-21 BUDGET	FY20-21 ACTUALS	FY21-22 BUDGET	FY22-23 PROPOSED	PERCENT CHANGE
TOTALS CITY TREASURER		**123,252.74**	**116,478.00**	**120,288.65**	**118,790.00**	**113,343.00**	**-4.59%**
AUDIT & CITY REPORT							
PROFESSIONAL EXPENSE	0-30-37.91	34,750.00	35,000.00	35,750.00	36,000.00	37,000.00	2.78%
PRINTING	0-30-37.92	4,576.00	3,500.00	5,409.10	3,000.00	500.00	-83.33%
OTHER EXPENSE	0-30-37.93	1,975.00	1,000.00	800.00	1,500.00	1,500.00	0.00%
ANNUAL REPORT	0-30-37.94	1,275.00	200.00	0.00	1,300.00	3,500.00	169.23%
TOTAL AUDIT & CITY REPORT		**42,576.00**	**39,700.00**	**41,959.10**	**41,800.00**	**42,500.00**	**1.67%**
TAX LISTING							
SALARIES	0-30-34.10	46.40	0.00	0.00	0.00	0.00	#DIV/0!
OFFICE SUPPLIES	0-30-34.20	230.07	300.00	125.16	300.00	200.00	-33.33%
COMMUNICATIONS	0-30-34.34	1,709.36	2,500.00	1,871.64	1,800.00	2,000.00	11.11%
PROFESSIONAL EXPENSE	0-30-34.60	29,818.07	25,750.00	26,065.10	29,000.00	29,000.00	0.00%
REPAIR & MAINTENANCE	0-30-34.68	1,669.18	650.00	947.10	650.00	650.00	0.00%
TAX MAP MAINTENANCE	0-30-34.90	3,000.00	3,500.00	3,200.00	3,000.00	3,200.00	6.67%
TRAINING	0-30-34.80	0.00	300.00	0.00	300.00	300.00	0.00%
EQUIPMENT	0-30-34.83	1,106.14	0.00	291.98	0.00	0.00	#DIV/0!
APPRAISAL SOFTWARE MAINT.	0-30-34.88	6,548.50	7,000.00	725.00	7,000.00	7,000.00	0.00%
TOTAL TAX LISTING		**44,127.72**	**40,000.00**	**33,225.98**	**42,050.00**	**42,350.00**	**0.71%**
CITY CLERK							
SALARIES	0-30-35.10	77,545.53	74,002.00	68,117.35	74,002.00	65,718.00	-11.19%
OVERTIME	0-30-35.11	825.06	1,200.00	1,262.95	1,200.00	1,500.00	25.00%
VACATION	0-30-35.12	3,113.83	3,911.00	4,509.33	3,911.00	5,812.00	48.61%
HOLIDAY	0-30-35.13	2,117.73	2,080.00	2,273.77	2,080.00	3,461.00	66.39%
SICK PAY	0-30-35.14	1,072.19	0.00	3,904.72	0.00	0.00	#DIV/0!
LONGEVITY	0-30-35.15	350.00	300.00	350.00	350.00	350.00	0.00%
COVID-19 PAY	0-30-35.18	864.82	0.00	295.55	0.00	0.00	#DIV/0!
OFFICE SUPPLIES	0-30-35.20	2,035.91	2,500.00	3,182.43	2,500.00	3,000.00	20.00%
RECORDING SUPPLIES	0-30-35.30	2,927.94	2,500.00	381.35	3,000.00	3,000.00	0.00%
COMMUNICATIONS	0-30-35.34	3,790.98	3,200.00	3,306.87	3,800.00	3,800.00	0.00%
TRAINING & CONFERENCES	0-30-35.40	359.86	0.00	86.25	0.00	0.00	#DIV/0!
SOCIAL SECURITY	0-30-33.52	6,085.15	7,127.00	5,551.54	6,238.00	6,176.00	-0.99%
MUNICIPAL RETIREMENT	0-30-33.53	6,621.06	6,871.00	7,286.43	7,047.00	6,000.00	-14.86%
HEALTH INSURANCE	0-30-33.54	11,015.15	11,043.00	9,058.09	13,187.00	13,400.00	1.62%
ORKMAN'S COMP INSURANCE	0-30-33.55	286.10	402.00	313.61	350.00	350.00	0.00%
EMPLOYMENT COMPENSATION	0-30-33.56	33.46	282.00	129.02	100.00	100.00	0.00%
LIFE/AD&D/DISABILITY INS	0-30-33.57	760.56	761.00	741.81	800.00	800.00	0.00%
HRA EXPENSE	0-30-33.58	0.00	700.00	0.00	700.00	700.00	0.00%
REPAIR & MAINTENANCE	0-30-35.68	1,874.43	1,600.00	1,859.03	1,600.00	1,800.00	12.50%
DIGITIZATION EXPENSE	0-30-35.69	0.00	0.00	2,550.00	0.00	3,000.00	#DIV/0!
DIGITIZATION GRANT EXP	0-30-35.81	0.00	0.00	23,054.30	0.00	0.00	#DIV/0!
OTHER EXPENSES	0-30-35.79	215.87	200.00	272.20	200.00	200.00	0.00%
NEW EQUIPMENT	0-30-35.82	586.88	1,000.00	645.68	1,000.00	1,000.00	0.00%
RECORD PRESERVATION	0-30-35.83	662.50	0.00	0.00	0.00	0.00	#DIV/0!
RECORD RESTORING	0-30-35.84	662.50	0.00	0.00	0.00	0.00	#DIV/0!
TRAINING, CONF. & DUES	0-30-35.86	52.50	40.00	42.00	40.00	40.00	0.00%
DOG TAGS	0-30-35.87	0.00	0.00	128.65	0.00	40.00	#DIV/0!
TOTAL CITY CLERK		**123,860.01**	**119,719.00**	**139,302.93**	**122,105.00**	**120,247.00**	**-1.52%**
CORPORATE COUNSEL							
PROFESSIONAL EXPENSE	0-30-38.90	6,375.50	15,000.00	4,001.00	15,000.00	15,000.00	0.00%
BOND COUNSEL	0-30-38.91	0.00	500.00	0.00	500.00	500.00	0.00%
TOTAL CORP. COUNSEL		**6,375.50**	**15,500.00**	**4,001.00**	**15,500.00**	**15,500.00**	**0.00%**
PLANNING & ZONING							
SALARIES	0-30-36.10	28,534.72	32,977.00	25,505.75	14,795.00	29,935.92	102.34%
VACATION	0-30-36.13	0.00	0.00	220.00	866.00	0.00	-100.00%
SICK PAY	0-30-36.14	208.80	0.00	2,167.25	0.00	0.00	#DIV/0!
HOLIDAY	0-30-36.16	1,484.80	1,816.00	1,463.60	1,039.00	1,557.36	49.89%
COVID-19 PAY	0-30-36.18	139.20	0.00	0.00	0.00	0.00	#DIV/0!
OFFICE SUPPLIES	0-30-36.20	187.82	400.00	658.85	400.00	400.00	0.00%
ADVERTISING	0-30-36.30	2,245.75	1,600.00	2,010.73	2,000.00	2,000.00	0.00%
COMMUNICATIONS	0-30-36.34	2,135.38	3,000.00	2,204.41	2,400.00	2,400.00	0.00%
MUNICIPAL PLAN GRANT EXP	0-30-36.35	226.50	0.00	0.00	0.00	0.00	#DIV/0!
SOCIAL SECURITY	0-30-36.52	2,474.16	2,853.00	2,529.02	1,469.00	2,409.24	64.01%
MUNICIPAL RETIREMENT	0-30-36.53	2,321.38	2,491.00	2,001.66	1,800.00	3,599.23	99.96%
ORKMAN'S COMP INSURANCE	0-30-36.55	128.66	77.00	68.81	150.00	150.00	0.00%
EMPLOYMENT COMPENSATION	0-30-36.56	33.46	141.00	129.02	100.00	150.00	50.00%
LIFE INSURANCE	0-30-36.57	0.00	0.00	174.57	0.00	200.00	#DIV/0!
HEALTH INSURANCE OPT OUT	0-30-36.59	0.00	0.00	1,200.00	0.00	0.00	#DIV/0!
PROFESSIONAL EXPENSES	0-30-36.60	3,134.00	1,000.00	5,760.00	1,500.00	2,500.00	66.67%
REPAIR & MAINTENANCE	0-30-36.68	593.18	500.00	947.10	500.00	500.00	0.00%
BOARD SALARIES	0-30-36.83	2,039.20	2,500.00	1,692.00	2,500.00	2,500.00	0.00%
TRAINING	0-30-36.80	359.86	200.00	20.00	500.00	500.00	0.00%
NEW EQUIPMENT	0-30-35.82	407.14	0.00	0.00	500.00	500.00	0.00%

ADMINISTRATION

EXPENSES	ACCT CODE	FY19-20 ACTUALS	FY20-21 BUDGET	FY20-21 ACTUALS	FY21-22 BUDGET	FY22-23 PROPOSED	PERCENT CHANGE
OTHER EXPENSES	0-30-36.84	0.00	0.00	840.00	0.00	0.00	#DIV/0!
SOFTWARE MAINTENANCE	0-30-36.88	5,800.00	8,400.00	5,200.00	8,400.00	6,000.00	-28.57%
OMPRENHENSIVE MPR GRANT	0-30-36.90	0.00	0.00	16,554.25	0.00	0.00	#DIV/0!
TOTAL PLANNING & ZONING		**52,454.01**	**57,955.00**	**71,347.02**	**38,919.00**	**55,301.75**	**42.09%**
MUNICIPAL BUILDING							
SALARIES	0-30-40.10	40,771.68	42,852.00	38,627.00	42,852.00	43,773.34	2.15%
VACATION	0-30-40.11	3,644.12	2,759.00	5,126.77	2,759.00	1,839.22	-33.34%
HOLIDAY	0-30-40.12	2,137.52	2,207.00	1,650.08	2,207.00	2,207.06	0.00%
SICK PAY	0-30-40.13	1,696.32	0.00	5,287.70	0.00	0.00	#DIV/0!
ON CALL	0-30-40.14	46.00	0.00	0.00	0.00	0.00	#DIV/0!
FUEL OIL	0-30-40.15	13,118.83	16,500.00	7,292.24	15,000.00	12,000.00	-20.00%
PROPANE	0-30-40.24	56.03	100.00	65.00	100.00	100.00	0.00%
OPERATING SUPPLIES	0-30-40.16	1,831.12	3,000.00	3,946.63	3,000.00	4,000.00	33.33%
REPAIR & MAINT SUPPLIES	0-30-40.17	589.48	1,600.00	503.16	1,600.00	1,500.00	-6.25%
SMALL TOOLS & EQUIP	0-30-40.18	0.00	200.00	557.63	200.00	500.00	150.00%
MISC. EXPENSE	0-30-40.19	407.50	400.00	499.00	400.00	400.00	0.00%
REPAIR & MAINT	0-30-40.20	19,004.40	15,000.00	17,888.85	15,000.00	15,000.00	0.00%
UTILITIES	0-30-40.21	16,618.55	18,000.00	16,227.49	18,000.00	17,000.00	-5.56%
IMPROVEMENTS	0-30-40.22	10,649.41	5,000.00	11,195.50	5,000.00	5,000.00	0.00%
WORK ATTIRE	0-30-40.25	166.22	300.00	833.84	300.00	500.00	66.67%
GYM DEPOSIT REFUNDS	0-30-40.26	209.00	0.00	0.00	0.00	0.00	#DIV/0!
SOCIAL SECURITY	0-30-40.52	3,865.45	3,552.00	4,081.52	3,659.00	3,489.36	-4.64%
MUNICIPAL RETIREMENT	0-30-40.53	3,857.19	3,424.00	4,024.03	3,826.00	3,825.57	-0.01%
HEALTH INSURANCE	0-30-40.54	0.00	0.00	2,088.94	0.00	8,198.88	#DIV/0!
ORKMAN'S COMP INSURANCE	0-30-40.55	2,446.85	4,383.00	2,055.83	3,000.00	2,100.00	-30.00%
MPLOYMENT COMPENSATION	0-30-40.56	33.46	282.00	129.02	200.00	200.00	0.00%
LIFE/AD&D/DISABILITY INS	0-30-40.57	433.94	475.00	360.24	450.00	450.00	0.00%
HRA EXPENSE	0-30-40.58	0.00	0.00	0.00	0.00	2,100.00	#DIV/0!
HEALTH INSURANCE OPT OUT	0-30-40.59	2,600.00	2,500.00	1,400.00	2,600.00	0.00	-100.00%
TOTAL MUNICIPAL BUILDING		**124,183.07**	**122,534.00**	**123,840.47**	**120,153.00**	**124,183.43**	**3.35%**
REAPPRAISAL							
SALARIES	0-30-41.01	0.00	0.00	0.00	0.00	0.00	#DIV/0!
CONTRACT LABOR	0-30-41.02	0.00	0.00	0.00	0.00	0.00	#DIV/0!
OTHER DIRECT COSTS	-30-41.03&04	0.00	0.00	32.68	0.00	0.00	#DIV/0!
PROFESSIONAL EXPENSE	0-30-41.90	0.00	0.00	0.00	0.00	0.00	#DIV/0!
TOTAL REAPPRAISAL		**0.00**	**0.00**	**32.68**	**0.00**	**0.00**	**#DIV/0!**
TOTAL ADMINISTRATION		**623,268.11**	**630,561.00**	**662,361.47**	**617,217.00**	**635,583.21**	**2.98%**

POLICE DEPARTMENT

REVENUE		FY19-20 ACTUALS	FY20-21 BUDGET	FY20-21 ACTUALS	FY21-22 BUDGET	FY22-23 PROPOSED	PERCENT CHANGE
WAIVED EVENT FEES	0-00-24.25	0.00	0.00	0.00	0.00	0.00	#DIV/0!
SIU SALARIES	0-00-24.31	30,000.00	0.00	30,000.00	0.00	0.00	#DIV/0!
VT TRAFFIC COURT FINES	0-00-24.32	3,870.50	9,000.00	10,350.65	9,000.00	10,000.00	11.11%
K-9 DONATIONS	0-00-24.36	0.00	0.00	3,250.00	0.00	0.00	#DIV/0!
CONTRACTED SERVICES	0-00-24.52	4,167.74	0.00	2,160.00	0.00	0.00	#DIV/0!
OPER STONEGARDEN 97.067	0-00-24.56	79,548.79	0.00	83,464.97	0.00	0.00	#DIV/0!
NCUHS RESOURCE OFFICER	0-00-24.57	0.00	0.00	0.00	0.00	61,500.00	#DIV/0!
STONEGARDEN EQUIP 97.067	0-00-24.59	53,292.00	0.00	7,000.00	0.00	0.00	#DIV/0!
PARKING FINES	0-00-24.70	160.00	500.00	330.00	500.00	500.00	0.00%
USDA EQUIPMENT GRANT	0-00-24.72	38,393.22	0.00	29,106.78	0.00	0.00	#DIV/0!
STOP GRANT	0-00-24.77	40,601.52	0.00	25,697.55	0.00	0.00	#DIV/0!
DISTRICT COURT RESTITUTION	0-00-24.80	135.25	0.00	0.00	0.00	0.00	#DIV/0!
DISPATCH GRANT	0-00-24.86	0.00	0.00	-238.23	0.00	0.00	#DIV/0!
POLICE REPORTS	0-00-24.90	2,020.00	1,500.00	1,731.00	2,000.00	1,500.00	-25.00%
POLICE INVOICE INCOME	0-00-24.91	10,131.92	4,000.00	3,149.99	6,000.00	6,000.00	0.00%
INSURANCE CLAIMS	0-00-24.92	13,625.00	0.00	0.00	0.00	0.00	#DIV/0!
VDTF	0-00-24.94	83,063.66	0.00	85,344.76	0.00	0.00	#DIV/0!
HSI SLOT FUNDS	0-00-24.96	25,967.70	0.00	11,000.00	0.00	0.00	#DIV/0!
DISPATCH INCOME	0-00-24.97	51,500.00	50,000.00	76,849.98	63,600.00	87,344.00	37.33%
OTHER REIMBURSEMENT	0-00-24.98	4,316.41	0.00	4,500.00	0.00	0.00	#DIV/0!
DOG IMPOUND FEES	0-00-24.99	316.00	200.00	200.00	200.00	200.00	0.00%
TOTAL POLICE INCOME		**441,109.71**	**65,200.00**	**373,897.45**	**81,300.00**	**167,044.00**	**105.47%**

EXPENSES		FY19-20 ACTUALS	FY20-21 BUDGET	FY20-21 ACTUALS	FY21-22 BUDGET	FY22-23 PROPOSED	CHANGE
ADMINISTRATION							
SALARIES	0-40-40.10	111,353.44	123,390.00	65,589.78	67,728.00	69,757.00	3.00%
VACATION	0-40-40.12	17,032.22	12,402.00	6,528.33	5,941.00	6,119.00	3.00%
HOLIDAY	0-40-40.13	5,282.65	6,571.00	3,460.80	3,565.00	3,672.00	3.00%
SICK PAY	0-40-40.14	7,279.82	0.00	126.18	0.00	0.00	#DIV/0!
UNIFORM ALLOWANCE	0-40-40.18	666.40	1,000.00	450.00	500.00	500.00	0.00%
OFFICE SUPPLIES	0-40-40.20	189.90	150.00	125.39	150.00	150.00	0.00%
OPERATING SUPPLIES	0-40.40.21	0.00	150.00	31.54	150.00	150.00	0.00%
ADVERTISING	0-40-40.30	0.00	600.00	0.00	600.00	600.00	0.00%
ON-CALL PAY	0-40-40.31	828.00	1,000.00	736.00	1,000.00	750.00	-25.00%
COMMUNICATIONS	0-40-40.34	797.81	1,500.00	1,193.12	1,500.00	1,500.00	0.00%
TRAVEL & MISC. EXPENSE	0-40-40.40	469.36	1,000.00	235.85	1,000.00	1,000.00	0.00%
SOCIAL SECURITY	0-40-40-52	11,421.28	10,968.00	5,842.06	5,947.00	6,143.00	3.30%
MUNICIPAL RETIREMENT	0-40-40-53	15,476.64	14,735.00	8,339.73	8,187.00	8,432.00	2.99%
HEALTH INSURANCE	0-40-40.54	22,610.43	23,151.00	20,698.17	24,241.00	23,111.00	-4.66%
WORKMAN'S COMP INSURANCE	0-40-40.55	10,849.71	10,524.00	5,824.75	6,600.00	6,000.00	-9.09%
UNEMPLOYMENT COMPENSATION	0-40-40.56	66.92	282.00	129.04	100.00	150.00	50.00%
LIFE/AD&D/DISABILITY INS	0-40-40.57	1,289.02	1,347.00	674.45	675.00	700.00	3.70%
HEALTH INSURANCE OPT OUT	0-40-40-59	2,000.00	2,500.00	0.00	0.00	0.00	#DIV/0!
HRA EXPENSE	0-40-40.59	3,978.47	0.00	1,387.39	3,000.00	3,000.00	0.00%
POLICE LIABILITY INS	0-40-40.78	29,326.34	34,000.00	26,883.05	31,000.00	31,000.00	0.00%
OTHER EXPENSES	0-40-40.79	25,817.30	500.00	1,957.20	500.00	1,000.00	100.00%
TRAINING	0-40-40.89	925.00	1,000.00	78.00	1,000.00	1,000.00	0.00%
TOTAL POLICE ADMIN.		**267,660.71**	**246,770.00**	**150,290.83**	**163,384.00**	**164,734.00**	**0.83%**
POLICE PATROL							
SICK PAY	0-40-41.11	19,060.33	0.00	7,397.85	0.00	0.00	#DIV/0!
COVID-19 SICK PAY	0-40-41.12	0.00	0.00	980.65	0.00	0.00	#DIV/0!
VACATION	0-40-41.13	33,918.68	33,708.00	31,144.93	46,816.00	40,150.00	-14.24%
HOLIDAY	0-40-41.14	16,582.28	58,636.00	33,001.27	59,356.00	45,877.00	-22.71%
SALARIES	0-40-41.16	454,551.60	544,656.00	412,481.96	602,588.00	647,956.00	7.53%
OVERTIME	0-40-41.17	102,836.45	70,000.00	79,927.10	70,000.00	70,000.00	0.00%
PART-TIME	0-40-41.18	13,902.72	30,000.00	59,530.75	30,000.00	30,000.00	0.00%
ON-CALL PAY	0-40-41.19	3,964.00	5,200.00	3,956.00	5,200.00	5,200.00	0.00%
OPERATING SUPPLIES	0-40.41.21	2,275.21	5,000.00	3,313.80	5,000.00	4,000.00	-20.00%
OFFICE SUPPLIES	0-40.41.22	951.29	2,500.00	741.29	2,500.00	2,500.00	0.00%
GASOLINE	0-40-41.24	12,967.59	18,000.00	13,125.10	18,000.00	18,000.00	0.00%
SIU SALARIES	0-40-41.30	48,132.81	0.00	56,147.05	0.00	0.00	#DIV/0!
COMMUNICATIONS	0-40-41.35	12,325.42	15,000.00	10,799.83	15,000.00	14,000.00	-6.67%
UNIFORM PURCHASES	0-40-41.50	2,853.44	3,000.00	1,962.56	3,000.00	3,000.00	0.00%
SOCIAL SECURITY	0-40-41.52	52,707.19	56,779.00	55,496.19	62,268.00	64,197.80	3.10%
MUNICIPAL RETIREMENT	0-40-41.53	75,527.91	60,209.00	69,773.73	76,659.00	90,916.00	18.60%
HEALTH INSURANCE	0-40-41.54	129,766.02	134,797.00	96,169.25	143,201.00	127,265.00	-11.13%
WORKMAN'S COMP INSURANCE	0-40-41.55	61,583.33	54,106.00	71,674.22	63,000.00	73,000.00	15.87%
UNEMPLOYMENT COMPENSATION	0-40-41.56	401.50	3,661.00	1,677.27	1,000.00	2,000.00	100.00%
LIFE/AD&D/DISABILITY INS	0-40-41.57	5,823.17	5,904.00	5,778.62	6,200.00	6,200.00	0.00%
HRA EXPENSE	0-40-41.58	367.81	19,041.00	4,164.19	7,000.00	7,000.00	0.00%
HEALTH INSURANCE OPT OUT	0-40-41.59	7,239.02	9,856.00	9,760.19	6,881.00	13,119.00	90.66%
VEHICLE REPAIR & MAINTENANCE	0-40-41.69	23,033.67	20,000.00	24,094.78	20,000.00	20,000.00	0.00%
OUTSIDE SERVICES	0-40-41.70	7,770.24	7,000.00	6,441.71	7,000.00	7,000.00	0.00%
STOP CONTRACTED SERVICES	0-40-41.72	0.00	0.00	16,587.36	0.00	0.00	#DIV/0!
UNIFORM ALLOWANCE	0-40-41.78	5,850.00	5,400.00	4,950.00	5,850.00	5,850.00	0.00%
TRAINING	0-40-41.80	12,104.07	15,000.00	12,228.74	20,000.00	20,000.00	0.00%

POLICE DEPARTMENT

REVENUE		FY19-20 ACTUALS	FY20-21 BUDGET	FY20-21 ACTUALS	FY21-22 BUDGET	FY22-23 PROPOSED	PERCENT CHANGE
COVID-19 TRAVEL	0-40-41.81	0.00	0.00	216.92	0.00	0.00	#DIV/0!
EQUIPMENT	0-40-41.90	13,103.72	12,000.00	22,063.04	12,000.00	12,000.00	0.00%
OPER STONEGARDEN 97.067	0-40-41.91	54,826.61	0.00	67,322.87	0.00	0.00	#DIV/0!
EFF GRANT 99.99	0-40-41.92	289.49	0.00	0.00	0.00	0.00	#DIV/0!
STONEGARDEN EQUIP 97.067	0-40-41.93	65,315.69	0.00	8,616.33	0.00	0.00	#DIV/0!
STONEGARDEN MAINT SUPPLIES	0-40-41.89	0.00	0.00	3,416.90	0.00	0.00	#DIV/0!
VDTF	0-40-14.94	60,366.78	0.00	61,068.30	0.00	0.00	#DIV/0!
K-9 EXPENSES	0-40-41.95	1,372.52	1,200.00	1,355.23	1,200.00	1,350.00	12.50%
BULLET PROOF VESTS	0-40-41.96	2,097.60	2,000.00	1,830.00	0.00	0.00	#DIV/0!
TOTAL POLICE PATROL		**1,303,868.16**	**1,192,653.00**	**1,259,195.98**	**1,289,719.00**	**1,330,580.80**	**3.17%**
POLICE DISPATCH	**0-40-42**						
SICK PAY	40-42.11 [1]	6,569.28	0.00	8,002.42	0.00	0.00	#DIV/0!
VACATION	0-40-42.13	6,607.35	10,753.00	10,831.37	9,553.00	9,592.00	0.41%
HOLIDAY	0-40-42.14	4,457.15	15,655.00	10,860.17	16,109.00	13,072.00	-18.85%
SALARIES	0-40-42.16	159,549.50	155,863.00	162,116.37	161,621.00	222,256.00	37.52%
OVERTIME	0-40-42.17	22,805.95	15,000.00	15,028.55	18,000.00	17,000.00	-5.56%
PART-TIME	0-40-42.18	19,360.52	24,000.00	26,733.80	22,000.00	27,000.00	22.73%
OPERATING SUPPLIES	0-40-42.21	959.84	600.00	630.85	600.00	750.00	25.00%
OFFICE SUPPLIES	0-40-42.22	1,376.21	1,000.00	827.57	1,000.00	750.00	-25.00%
COMMUNICATIONS	0-40-42.35	16,173.30	23,000.00	14,021.10	23,000.00	20,000.00	-13.04%
UNIFORM PURCHASES	0-40-42.50	517.64	800.00	1,038.91	800.00	800.00	0.00%
SOCIAL SECURITY	0-40-42.52	16,791.10	16,928.00	18,499.45	17,388.00	22,102.50	27.11%
MUNICIPAL RETIREMENT	0-40-42.53	16,006.65	14,126.00	16,263.36	14,983.00	20,554.00	37.18%
HEALTH INSURANCE	0-40-42.54	53,729.50	60,238.00	37,240.51	35,767.00	41,117.00	14.96%
WORKMAN'S COMP INSURANCE	0-40-42.55	1,052.87	17,227.00	1,089.31	2,000.00	2,000.00	0.00%
UNEMPLOYMENT COMPENSATION	0-40-42.56	133.83	564.00	516.08	564.00	650.00	15.25%
LIFE/AD&D/DISABILITY INS	0-40-42.57	1,861.86	1,900.00	1,370.72	2,000.00	2,000.00	0.00%
HRA EXPENSE	0-40-42.58	3,871.21	4,307.00	6,542.70	5,000.00	5,000.00	0.00%
HEALTH INSURANCE OPT OUT	0-40-41.59	0.00	0.00	0.00	3,441.00	6,560.00	90.64%
OUTSIDE SERVICES	0-40-42.70	2,093.54	1,500.00	622.15	1,500.00	1,500.00	0.00%
UNIFORM ALLOWANCE	0-40-42.78	1,800.00	1,800.00	1,800.00	1,800.00	2,250.00	25.00%
TRAINING	0-40-42.80	454.86	1,000.00	404.00	1,000.00	800.00	-20.00%
EQUIPMENT	0-40-42.90	0.00	1,500.00	2,990.66	1,500.00	1,500.00	0.00%
TOTAL POLICE DISPATCH		**336,172.16**	**367,761.00**	**337,430.05**	**339,626.00**	**417,253.52**	**22.86%**
ANIMAL CONTROL							
SALARIES	0-40-43.10	0.00	0.00	0.00	0.00	0.00	#DIV/0!
OPERATING SUPPLIES	0-40-43.21	0.00	50.00	0.00	50.00	50.00	0.00%
OUTSIDE SERVICES	0-40-43.60	432.00	1,500.00	120.00	1,500.00	1,000.00	-33.33%
TOTAL ANIMAL CONTROL		**432.00**	**1,550.00**	**120.00**	**1,550.00**	**1,050.00**	**-32.26%**
CONTRACTED SERVICES							
SALARIES	0-40-50.10	2,385.97	0.00	1,635.71	0.00	0.00	#DIV/0!
SOCIAL SECURITY	0-40-50.11	176.44	0.00	121.26	0.00	0.00	#DIV/0!
TOTAL CONTRACTED SERVICES		**2,562.41**	**0.00**	**1,756.97**	**0.00**	**0.00**	**#DIV/0!**
TOTAL POLICE DEPARTMENT		**1,910,695.44**	**1,808,734.00**	**1,748,793.83**	**1,794,279.00**	**1,913,618.32**	**6.65%**
NET PROPOSED		**-1,469,585.73**	**-1,743,534.00**	**-1,374,896.38**	**-1,712,979.00**	**-1,746,574.32**	**1.96%**

Budget FY22-23 Oct 2021

FIRE DEPARTMENT

REVENUE		FY19-20 ACTUALS	FY20-21 BUDGET	FY20-21 ACTUALS	FY21-22 BUDGET	FY22-23 PROPOSED	PERCENT CHANGE
FIRE DEPARTMENT							
LABOR & MATERIALS	0-00-25.90	350.00	500.00	2,117.50	300.00	500.00	-40.00%
MISC. INCOME	0-00-25.91	2,892.50	2,000.00	2,500.00	2,000.00	2,000.00	0.00%
COVENTRY CAPITAL SHARE	0-00-25.79	41,034.71	40,000.00	38,667.77	40,000.00	40,000.00	0.00%
TOTAL FIRE DEPT INC.		44,277.21	42,500.00	43,285.27	42,300.00	42,500.00	-0.47%

EXPENSES

FIRE FIGHTING							
SALARIES ADMIN	0-45-45.05	42,727.26	45,387.00	46,013.83	43,928.00	45,243.00	2.99%
COVID-19 PAY	0-45-44.18	2,120.63	0.00	0.00	0.00	0.00	#DIV/0!
FIREFIGHTERS SALARIES	0-45-45.10	24,793.86	23,000.00	24,932.77	20,000.00	24,000.00	20.00%
VACATION	0-45-45.12	4,398.13	2,922.00	358.44	1,846.00	1,901.00	2.98%
HOLIDAY	0-45-45.13	1,682.30	2,338.00	985.74	2,215.00	2,282.00	3.02%
SICK PAY	0-45-45.14	0.00	0.00	179.22	0.00	0.00	#DIV/0!
SOCIAL SECURITY	0-45-45.16	98.84	0.00	0.00	0.00	0.00	#DIV/0!
OPERATING SUPPLIES	0-45-45.21	190.01	500.00	1,214.22	500.00	500.00	0.00%
REPAIR & MAINT SUPPLIES	0-45-45.22	0.00	500.00	0.00	500.00	500.00	0.00%
COVID-19 EXPENSES	0-45-45.24	327.35	0.00	0.00	0.00	0.00	#DIV/0!
PROPERTY& CASULTY INS	0-45-45.25	6,108.97	8,000.00	6,624.31	8,000.00	8,000.00	0.00%
WORKERS COMP Assig Risk	0-45-45.26	11,056.29	15,000.00	9,193.37	15,000.00	12,000.00	-20.00%
GASOLINE	0-45-45.28	3,514.79	4,000.00	3,489.07	4,000.00	4,000.00	0.00%
POSTAGE	0-45-45.35	66.28	0.00	8.49	0.00	0.00	#DIV/0!
THER EXPENSE (Occupational Health)	0-45-45.40	3,543.73	3,000.00	1,001.80	3,000.00	3,000.00	0.00%
OTHER EQUIPMENT MAINTENANCE	0-45-45.45	853.91	3,500.00	1,260.57	4,500.00	4,500.00	0.00%
VOI FIREFIGHTER WORK COMP INS	0-45-45.50	0.00	9,700.00	269.10	9,700.00	0.00	-100.00%
SOCIAL SECURITY	0-45-45.52	5,856.88	5,634.00	5,730.69	5,201.00	5,618.00	8.02%
MUNICIPAL RETIREMENT	0-45-45.53	4,635.30	3,926.00	3,885.32	3,840.00	3,955.00	2.99%
HEALTH INSURANCE	0-45-45.54	4,016.73	0.00	7,370.40	8,673.00	4,313.00	-50.27%
UNEMPLOYMENT COMPENSATION	0-45-45.56	33.46	325.00	129.02	200.00	200.00	0.00%
LIFE/AD&D/DISABILITY INS	0-45-45.57	539.44	475.00	455.10	475.00	500.00	5.26%
HEALTH INSURANCE OPT OUT	0-45-45.59	1,400.00	2,600.00	0.00	0.00	0.00	#DIV/0!
REPAIR & MAINTENANCE	0-45-45.68	42.64	500.00	1,210.09	100.00	500.00	400.00%
PERSONNEL EQUIPMENT	0-45-45.69	8,275.54	10,000.00	5,872.38	10,000.00	10,000.00	0.00%
CHIEF WORK ATTIRE	0-45-45.70	201.75	0.00	264.00	300.00	300.00	0.00%
LIABILITY	0-45-45.81	538.20	500.00	269.10	600.00	600.00	0.00%
TRAVEL	0-45-45.80	67.16	100.00	0.00	100.00	100.00	0.00%
COVENTRY EXPENSE	0-45-45.85	0.00	300.00	0.00	300.00	300.00	0.00%
OTHER TRAINING EXPENSE	0-45-46.40	429.46	2,000.00	687.80	1,200.00	2,000.00	66.67%
TOTAL FIRE FIGHTING		127,518.91	144,207.00	121,404.83	144,178.00	134,312.00	-6.84%
COMMUNICATIONS							
REPAIR/MAINTENANCE	0-45-47.22	101.72	2,000.00	0.00	1,000.00	1,000.00	0.00%
COMMUNICATIONS	0-45-47.34	3,841.67	4,500.00	4,074.50	4,000.00	4,100.00	2.50%
EQUIPMENT	0-45-47.69	5,425.92	2,500.00	3,274.00	5,500.00	6,000.00	9.09%
TOTAL COMMUNICATIONS		9,369.31	9,000.00	7,348.50	10,500.00	11,100.00	5.71%
FIRE STATION							
FUEL OIL	0-45-48.19	4,785.10	5,500.00	4,190.61	5,500.00	5,500.00	0.00%
SUPPLIES	0-45-48.22	340.80	500.00	1,197.77	500.00	500.00	0.00%
REPAIR/MAINTENANCE	0-45-48.68	4,690.12	1,900.00	6,858.77	1,500.00	3,000.00	100.00%
UTILITIES	0-45-48.76	4,128.34	4,000.00	3,384.73	4,000.00	4,000.00	0.00%
EQUIPMENT	0-45-48.87	295.00	400.00	3,411.73	500.00	3,000.00	500.00%
TOTAL FIRE STATION		14,239.36	12,300.00	19,043.61	12,000.00	16,000.00	33.33%
FIRE EQUIP & GRANTS							
TRUCK MAINTENANCE	0-45-49.81	9,741.21	6,000.00	5,824.16	5,000.00	6,000.00	20.00%
REPAIR & MAINTENANE	0-45-49.82	10,560.43	7,500.00	24,481.03	9,000.00	10,000.00	11.11%
FIRE TRUCKS & EQUIP	0-45-49.83	7,353.31	5,000.00	4,005.12	5,000.00	6,000.00	20.00%
EQUIPMENT	0-45-49.87	5,818.88	6,000.00	4,678.93	6,000.00	6,000.00	0.00%
TOTAL FIRE GRANTS		33,473.83	24,500.00	38,989.24	25,000.00	28,000.00	12.00%
TOTAL FIRE DEPT.		184,601.41	190,007.00	186,786.18	191,678.00	189,412.00	-1.18%
NET PROPOSED		-140,324.20	-147,507.00	-143,500.91	-149,378.00	-146,912.00	-1.65%

PUBLIC WORKS

REVENUE		FY19-20 ACTUALS	FY20-21 BUDGET	FY20-21 ACTUALS	FY21-22 BUDGET	FY22-23 PROPOSED	PERCENT CHANGE
STREET DEPARTMENT							
STATE AID TO HIGHWAY	00-26.20 & 19	141,548.09	138,500.00	181,203.03	141,100.00	141,100.00	0.00%
STREET DEPT. LAB & MAT	0-00-26.21	0.00	0.00	1,178.41	0.00	0.00	#DIV/0!
PUBLIC WORKS OTHER	00-26.24 & 22	14,845.00	0.00	2,094.60	0.00	0.00	#DIV/0!
REGIONAL PLANNING GRANT	0-00-26.31	-2,775.01	0.00	0.00	0.00	0.00	#DIV/0!
PW VEHICLE/EQUIP REVENUE	0-00-26.33	0.00	0.00	800.00	0.00	0.00	#DIV/0!
HIGHWAY STRUCTURES GRANT	0-00-26.43	54,900.00	0.00	0.00	0.00	0.00	#DIV/0!
AOT BIKE PATH	0-00-26.95	2,360.70	0.00	0.00	0.00	0.00	#DIV/0!
AOT BIKE PATH CA0009	0-00-26.95	0.00	0.00	2,360.70	0.00	0.00	#DIV/0!
EV CAR CHARGING INCOME	0-00-26.97	0.00	0.00	18,901.02	0.00	0.00	#DIV/0!
TOTAL STREET DEPT		210,878.78	138,500.00	206,537.76	141,100.00	141,100.00	0.00%

EXPENSES	GL ACCT CODE	FY20-21 ACTUALS	FY20-21 BUDGET	FY20-21 ACTUALS	FY21-22 BUDGET	FY22-23 PROPOSED	PERCENT CHANGE
ADMINISTRATION							
SALARIES	0-50-50.10	24,427.26	27,046.00	26,261.01	30,691.00	34,072.09	11.02%
VACATION	0-50-50.12	28,130.94	23,463.00	5,127.06	23,713.00	24,056.26	1.45%
HOLIDAY	0-50-50.13	20,610.40	23,884.00	1,427.08	21,594.00	21,787.62	0.90%
SICK PAY	0-50-50.14	25,120.28	0.00	959.94	0.00	0.00	#DIV/0!
LONGEVITY PAY	0-50-50.15	1,380.68	1,400.00	133.34	300.00	300.00	0.00%
COVID-19 PAY	0-50-50.18	6,487.38	0.00	0.00	0.00	0.00	#DIV/0!
COVID-19 SICK PAY	0-50-50.19	3,088.80	0.00	6,382.54	0.00	0.00	#DIV/0!
OFFICE SUPPLIES	0-50-50.20	973.77	1,000.00	821.47	1,000.00	900.00	-10.00%
EMPLOYEE WORK CLOTHES	0-50-50.21	3,927.89	3,900.00	4,237.19	3,900.00	4,100.00	5.13%
COMMUNICATIONS	0-50-50.34	2,609.09	4,300.00	3,916.49	2,800.00	4,000.00	42.86%
SOCIAL SECURITY	0-50-50.52	48,812.85	38,646.00	48,151.08	39,143.00	40,110.06	2.47%
MUNICIPAL RETIREMENT	0-50-50.53	30,825.39	32,809.00	29,622.53	34,934.00	36,201.42	3.63%
HEALTH INSURANCE	0-50-50.54	61,906.83	70,780.00	73,273.01	73,241.00	66,934.71	-8.61%
WORKMAN'S COMP INSURANCE	0-50-50.55	43,222.02	38,698.00	40,700.12	44,000.00	42,000.00	-4.55%
UNEMPLOYMENT COMPENSATION	0-50-50.56	401.50	1,690.00	1,548.25	1,000.00	1,600.00	60.00%
LIFE/AD&D/DISABILITY INS	0-50-50.57	4,554.98	4,200.00	4,131.59	4,200.00	4,300.00	2.38%
HRA EXPENSE	0-50-50.58	2,771.13	13,793.00	6,655.40	5,000.00	7,000.00	40.00%
HEALTH INSURANCE OPT OUT	0-50-50.59	5,200.00	5,200.00	2,400.00	2,600.00	5,200.00	100.00%
PROFESSIONAL EXPENSES	0-50-50.60	1,559.86	200.00	7,504.00	200.00	2,000.00	900.00%
REPAIR & MAINTENANCE	0-50-50.68	4,130.67	2,200.00	2,080.17	2,200.00	2,200.00	0.00%
OTHER EXPENSES	0-50-50.79	20.00	100.00	633.27	100.00	0.00	-100.00%
SOFTWARE EXPENSE	0-50-50.88	0.00	600.00	0.00	600.00	0.00	-100.00%
NEW EQUIPMENT	0-50-50.82	579.97	350.00	233.33	350.00	350.00	0.00%
TOTAL PUBLIC WORKS ADMIN		320,741.69	294,259.00	266,198.87	291,566.00	297,112.17	1.90%
STREET MAINT							
REGULAR PAY	0-50-51.10	29,741.00	109,152.00	19,539.62	116,000.00	116,000.00	0.00%
OVERTIME PAY	0-50-51.11	23,783.88	10,300.00	14,303.24	10,300.00	10,300.00	0.00%
VACATION PAY	0-50-51.12	0.00	0.00	26,507.91	0.00	0.00	#DIV/0!
HOLIDAY PAY	0-50-51.13	0.00	8,240.00	19,298.20	0.00	0.00	#DIV/0!
SICK PAY	0-50-51.14	0.00	0.00	14,174.11	0.00	0.00	#DIV/0!
OTHER PAY	0-50-51.15	749.71	1,236.00	412.26	1,236.00	500.00	-59.55%
REPAIR /MAINTENANCE	0-50-51.17	27,913.36	0.00	32,121.83	0.00	0.00	#DIV/0!
SWEEPING/WASHING	0-50-51.18	10,512.87	0.00	14,287.03	0.00	0.00	#DIV/0!
HOT MIX/PAVING	0-50-51.19	24,788.24	0.00	45,877.18	0.00	0.00	#DIV/0!
GRADING ROADS	0-50-51.20	2,189.72	0.00	5,856.60	0.00	0.00	#DIV/0!
DUST CONTROL	0-50-51.21	285.66	0.00	904.17	0.00	0.00	#DIV/0!
TREE/BRUSH REMOVAL	0-50-51.22	695.41	0.00	1,929.15	0.00	0.00	#DIV/0!
LONG BRIDGE LIGHTING	0-50-51.23	93.60	0.00	625.37	0.00	0.00	#DIV/0!
BRIDGE MAINT.- LONG BRIDGE	0-50-51.26	434.55	0.00	0.00	0.00	0.00	#DIV/0!
MATERIALS	0-50-51.31	39,797.05	36,000.00	43,103.20	40,000.00	40,000.00	0.00%
TRUCK & EQUIP MAINT SUPPLIES	0-50-51.32	6,052.33	6,000.00	10,298.94	6,000.00	10,500.00	75.00%
TRUCK & EQUIPMENT PARTS	0-50-51.33	28,860.73	18,500.00	26,682.59	24,000.00	28,000.00	16.67%
SMALL TOOLS & EQUIP	0-50-51.34	2,588.45	2,500.00	2,812.25	2,500.00	2,700.00	8.00%
FUEL	0-50-51.38	19,547.85	19,000.00	16,293.90	19,500.00	19,500.00	0.00%
TREE REMOVAL CONTRACTOR	0-50-51.65	0.00	1,500.00	0.00	1,500.00	1,500.00	0.00%
TRUCK & EQUIP RENTAL	0-50-51.66	140.00	500.00	289.00	500.00	500.00	0.00%
TRUCK & EQUIP REPAIRS	0-50-51.68	7,375.93	8,500.00	16,937.18	8,500.00	12,000.00	41.18%
EQUIPMENT	0-50-51.80	0.00	1,500.00	629.95	1,500.00	1,500.00	0.00%
OUTSIDE CONTRACTING	0-50-51.81	1,695.00	100.00	0.00	100.00	0.00	-100.00%
TOTAL STREET MAINT		227,245.34	223,028.00	312,883.68	231,636.00	243,000.00	4.91%
WINTER MAINTENANCE							
REGULAR PAY	0-50-52.10	99,643.59	99,000.00	94,977.85	99,000.00	99,000.00	0.00%
OVERTIME PAY	0-50-52.11	10,567.55	11,000.00	2,422.74	11,000.00	9,000.00	-18.18%
ON-CALL PAY	0-50-52.14	3,864.00	3,914.00	4,838.00	4,000.00	5,000.00	25.00%
OTHER PAY	0-50-52.15	60.00	0.00	46.00	0.00	0.00	#DIV/0!
REGULAR PAY SNOW PLOWING	0-50-52.16	26,302.87	30,000.00	15,269.73	30,000.00	30,000.00	0.00%
REGULAR PAY SALT & SAND PAY	0-50-52.17	15,106.50	25,000.00	9,469.51	25,000.00	25,000.00	0.00%
MATERIALS	0-50-52.21	130,670.29	130,000.00	113,488.49	125,000.00	115,000.00	-8.00%
TRUCK & EQUIP PARTS	0-50-52.22	32,510.73	25,000.00	25,779.45	30,000.00	30,000.00	0.00%
SMALL TOOLS & EQUIPMENT	0-50-52.23	858.40	500.00	1,083.77	500.00	1,000.00	100.00%
FUEL	0-50-52.28	23,196.72	26,000.00	20,294.90	26,000.00	26,000.00	0.00%
TRUCK & EQUIP MAINT SUPPLIES	0-50-52.31	8,706.92	6,800.00	10,430.95	8,000.00	10,000.00	25.00%
TRUCK & EQUIPMENT RENTAL	0-50-52.66	5,993.49	5,000.00	200.00	6,000.00	4,000.00	-33.33%
TRUCK & EQUIPMENT REPAIRS	0-50-52.68	9,002.73	12,000.00	6,438.74	11,000.00	9,000.00	-18.18%
EQUIPMENT	0-50-52.82	0.00	300.00	0.00	300.00	300.00	0.00%
TOTAL WINTER MAINT		366,483.79	374,514.00	304,740.13	375,800.00	363,300.00	-3.33%

GARAGE & FACILITIES							
REGULAR PAY	0-50-53.10	771.91	6,695.00	477.18	9,822.00	9,822.00	0.00%
PROPANE	0-50-53.19	9,171.92	8,000.00	9,853.59	9,400.00	10,000.00	6.38%
COVID-19 EXPENSES	0-50-53.20	433.57	0.00	429.40	0.00	0.00	#DIV/0!
OPERATING SUPPLIES	0-50-53.21	3,557.20	3,700.00	3,611.30	3,700.00	3,700.00	0.00%
REPAIR SUPPLIES	0-50-53.22	197.12	400.00	168.18	400.00	400.00	0.00%
SMALL TOOLS & EQUIPMENT	0-50-53.23	1,668.40	1,600.00	2,541.64	1,200.00	2,000.00	66.67%
COMMUNICATIONS	0-50-53.34	3,872.11	3,600.00	4,047.92	3,900.00	4,100.00	5.13%
REPAIR & MAINTENANCE	0-50-53.68	5,715.43	6,000.00	7,068.60	6,000.00	7,500.00	25.00%
UTILITIES	0-50-53.76	6,573.32	6,000.00	6,806.31	6,800.00	7,000.00	2.94%
PROFESSIONAL EXPENSE	0-50-53.78	903.00	900.00	387.50	1,000.00	750.00	-25.00%
EQUIPMENT	0-50-53.82	625.64	500.00	502.00	700.00	700.00	0.00%
IMPROVEMENTS	0-50-53.80	1,856.73	1,500.00	260.04	2,000.00	2,000.00	0.00%
STATE OPERATING FEES	0-50-53.83	0.00	350.00	0.00	350.00	350.00	0.00%
TOTAL GARAGE & FACILITIES		35,346.35	39,245.00	36,153.66	45,272.00	48,322.00	6.74%
CITY PROPERTY							
REGULAR PAY	0-50-58.10	30,292.87	27,810.00	41,509.06	27,810.00	34,810.00	25.17%
MAINTENANCE SUPPLIES	0-50-58.18	308.96	0.00	0.00	100.00	100.00	0.00%
REPAIR SUPPLIES	0-50-58.21	23.72	500.00	21.00	200.00	200.00	0.00%
SMALL TOOLS & EQUIPMENT	0-50-58.22	26.25	0.00	0.00	50.00	50.00	0.00%
PARKLET - MUNICIPAL BUILDING	0-50-58.70	0.00	0.00	517.50	0.00	0.00	#DIV/0!
FUEL	0-50-58.23	0.00	0.00	11.69	0.00	0.00	#DIV/0!
UTILITIES (RAILROAD SQ)	0-50-58.76	503.82	500.00	563.86	500.00	600.00	20.00%
TREE MAINTENANCE	0-50-58.78	3,183.26	250.00	628.64	2,500.00	2,000.00	-20.00%
PROPERTY & CASUALTY INS	0-50-58.79	20,264.03	21,000.00	23,517.14	21,000.00	23,600.00	12.38%
TOTAL CITY PROPERTY		54,602.91	50,060.00	66,768.89	52,160.00	61,360.00	17.64%
RM WATER MAINTENANCE (Act 64)							
REGULAR PAY	0-50-55.10	611.78	62,000.00	968.20	62,000.00	64,000.00	3.23%
OVERTIME PAY	0-50-55.11	1,404.95	1,030.00	1,455.29	1,200.00	1,200.00	0.00%
CAPITAL IMPROVEMENTS	0-50-55.16	20,520.11	0.00	4,360.26	0.00	0.00	#DIV/0!
REPAIRS/THAW LINE	0-50-55.17	2,746.19	0.00	5,761.81	0.00	0.00	#DIV/0!
DITCHING	0-50-55.18	887.06	0.00	16,520.70	0.00	0.00	#DIV/0!
DITCH CLEANING	0-50-55.19	2,397.96	0.00	3,622.88	0.00	0.00	#DIV/0!
SHOULDER MOWING	0-50-55.20	11,453.06	0.00	13,721.54	0.00	0.00	#DIV/0!
TRUCK & EQUIP MAINT SUPPLIES	0-50-55.21	405.81	300.00	220.21	300.00	300.00	0.00%
TRUCK & EQUIPMENT PARTS	0-50-55.22	3,935.95	1,200.00	2,653.63	1,200.00	2,500.00	108.33%
SMALL TOOLS & EQUIPMENT	0-50-55.23	0.00	750.00	1,630.96	750.00	1,500.00	100.00%
MATERIALS	0-50-55.25	9,674.44	19,000.00	31,206.66	19,000.00	19,000.00	0.00%
TRUCK & EQUIPMENT RENTAL	0-50-55.66	212.50	750.00	1,055.00	500.00	500.00	0.00%
TRUCK & EQUIPMENT REPAIRS	0-50-55.68	73.62	100.00	0.00	100.00	100.00	0.00%
OUTSIDE CONTRACTING	0-50-55.81	0.00	7,000.00	15,770.50	9,000.00	9,000.00	0.00%
VIDEO LINES	0-50-55.91	0.00	0.00	246.40	0.00	0.00	#DIV/0!
STATE FEE - STORMWATER	0-50-55.90	1,596.40	3,000.00	0.00	2,500.00	2,500.00	0.00%
TOTAL STORM MAINTENANCE		55,919.83	95,130.00	99,194.04	96,550.00	100,600.00	4.19%
TRAFFIC MAINTENANCE							
REGULAR PAY	0-50-57.10	18,580.22	34,000.00	25,177.23	38,000.00	39,466.58	3.86%
OVERTIME PAY	0-50-55.11	77.19	0.00	79.54	0.00	0.00	#DIV/0!
PAVEMENT MARKING	0-50-57.16	11,374.14	0.00	4,207.25	0.00	0.00	#DIV/0!
FLAGGING	0-50-57.18	979.16	0.00	0.00	0.00	0.00	#DIV/0!
SIGN REPAIR/REPLACE	0-50-57.19	1,527.20	0.00	1,957.51	0.00	0.00	#DIV/0!
GUARDRAILS	0-50-57.20	389.40	0.00	0.00	0.00	0.00	#DIV/0!
TRUCK & EQUIP MAINT SUPPLIES	0-50-57.21	0.00	0.00	174.67	0.00	0.00	#DIV/0!
TRUCK & EQUIPMENT PARTS	0-50-57.22	0.00	0.00	35.96	0.00	0.00	#DIV/0!
MATERIALS LINE STRIPPING	0-50-57.25	6,143.35	4,000.00	2,365.51	6,000.00	8,500.00	41.67%
MATERIALS SIGNS	0-50-57.26	5,465.78	4,800.00	4,296.99	5,000.00	5,000.00	0.00%
SMALL TOOLS & EQUIPMENT	0-50-57.23	47.63	0.00	9.10	200.00	200.00	0.00%
OUTSIDE CONTRACTING	0-50-57.60	3,197.43	1,500.00	546.58	2,500.00	1,000.00	-60.00%
TRAFFIC LIGHT MAINTENANCE	0-50-57.61	2,980.54	5,000.00	5,060.00	4,000.00	5,500.00	37.50%
UTILITY TRAFFIC LIGHTS	0-50-57.86	5,452.50	6,000.00	5,766.29	6,000.00	6,000.00	0.00%
UTILITY STREET LIGHTS	0-50-57.76	85,155.17	85,000.00	93,158.00	85,500.00	85,500.00	0.00%
TOTAL TRAFFIC MAINTENANCE		141,369.71	140,300.00	142,834.63	147,200.00	151,166.58	2.69%
PATH DEVELOPMENT							
REGULAR PAY	0-50-60.10	52,276.09	0.00	42,693.99	0.00	0.00	#DIV/0!
MATERIALS	0-50-60.21	28,080.73	0.00	73,250.09	0.00	0.00	#DIV/0!
RENTAL EQUIPMENT	0-50-60.22	42,756.30	0.00	11,788.07	0.00	0.00	#DIV/0!
ENGINEERING	0-50-60.23	250.00	0.00	0.00	0.00	0.00	#DIV/0!
SOCIAL SECURITY	0-50-60.52	611.46	0.00	285.72	0.00	0.00	#DIV/0!
TOTAL PATH DEVELOPMENT		123,974.58	0.00	128,017.87	0.00	0.00	#DIV/0!
DOWNTOWN TRANS GRANT							
MATERIALS	0-50-61.21	0.00	0.00	13,700.00	0.00	0.00	#DIV/0!
ENGINEERING	0-50-61.23	23,883.07	0.00	610.10	0.00	0.00	#DIV/0!
TOTAL DOWNTOWN TRANS GRANT		23,883.07	0.00	14,310.10	0.00	0.00	#DIV/0!
PRIVATE WORK EXPENDITURES							
PRIVATE WORK LABOR	0-50-59.10	3,384.32	0.00	506.10	0.00	0.00	#DIV/0!
TOTAL PRIVATE WORK EXPENSE		3,384.32	0.00	506.10	0.00	0.00	#DIV/0!
EV CHARGING STATION							
MATERIALS	0-50-62.21	0.00	0.00	149.08	0.00	0.00	#DIV/0!
OTHER	0-50-62.22	250.00	0.00	18,323.03	0.00	0.00	#DIV/0!
ADVERTISING	0-50-62.30	0.00	0.00	39.00	0.00	0.00	#DIV/0!
UTILITIES	0-50-62.76	39.00	0.00	291.98	0.00	0.00	#DIV/0!
TOTAL PATH DEVELOPMENT		289.00	0.00	18,803.09	0.00	0.00	#DIV/0!
TOTAL PUBLIC WORKS		1,353,240.59	1,216,536.00	1,390,411.06	1,240,184.00	1,264,860.75	1.99%
NET PROPOSED		-1,142,361.81	-1,078,036.00	-1,183,873.30	-1,099,084.00	-1,123,760.75	2.25%

REVENUE		FY19-20 ACTUALS	FY20-21 BUDGET	FY20-21 ACTUALS	FY21-22 BUDGET	FY22-23 PROPOSED	PERCENT CHANGE
PROUTY BEACH							
PB ADMISSIONS	0-00-27.40	1,634.40	600.00	12.00	0.00	0.00	#DIV/0!
PB TRANSIENT	0-00-27.41	102,128.28	95,000.00	114,760.28	102,000.00	112,000.00	9.80%
PB SEASONAL	0-00-27.42	48,366.23	48,750.00	58,275.97	48,750.00	55,000.00	12.82%
PB MISC.	0-00-27.43	3,653.85	200.00	15.00	200.00	200.00	0.00%
PB GREEN SPACE RENTALS	0-00-27.44	0.00	500.00	305.00	500.00	400.00	-20.00%
PB FACILITY RENTAL	0-00-27.45	1,360.00	1,200.00	2,045.00	1,200.00	1,200.00	0.00%
PB ATHLETIC FIELDS RENTALSt	0-00-27.46	185.00	1,000.00	1,217.00	500.00	500.00	0.00%
PROUTY ELECTRIC	0-00-27.47	5,781.67	5,000.00	4,642.69	5,500.00	5,700.00	3.64%
PB RESALE GOODS	0-00-27.48	2,380.25	5,000.00	3,644.60	4,000.00	3,500.00	-12.50%
EQUIPMENT RENTAL	0-00-27.49	491.00	700.00	855.00	500.00	500.00	0.00%
TOTAL PROUTY BEACH		**165,980.68**	**157,950.00**	**185,772.54**	**163,150.00**	**179,000.00**	**9.71%**
REC PROGRAMS & EVENTS							
SENIOR CENTER SALARY	0-00-27.10	2,190.18	3,000.00	0.00	3,000.00	3,000.00	0.00%
SC FACILITY RENTAL	0-00-27.12	984.00	1,500.00	0.00	500.00	500.00	0.00%
GYM RENTAL	0-00-27.24	4,291.80	3,500.00	110.00	5,000.00	3,500.00	-30.00%
PLAY WORLD	0-00-27.25	209.97	0.00	150.00	0.00	0.00	#DIV/0!
AARP GRANT	0-00-27.30	24,172.35	0.00	0.00	0.00	0.00	#DIV/0!
VOREC	0-00-27.31	0.00	0.00	0.00	0.00	0.00	#DIV/0!
AQUATIC NUIS AQ12-55	0-00-27.35	6,249.00	0.00	2,499.00	0.00	0.00	#DIV/0!
PARADES	0-00-27.38	0.00	4,000.00	0.00	0.00	0.00	#DIV/0!
DISCOUNT TICKETS	0-00-27.55	12,196.00	12,000.00	18,438.95	12,000.00	10,000.00	-16.67%
ANNUAL EVENTS	0-00-27.56	24,954.29	30,000.00	26,552.19	30,000.00	27,000.00	-10.00%
ADULT PROGRAMS	0-00-27.57	6,752.90	4,000.00	20.00	6,000.00	4,000.00	-33.33%
SUMMER CAMP	0-00-27.54	0.00	0.00	13,425.00	0.00	48,000.00	#DIV/0!
YOUTH SUMMER PROGRAMS	0-00-27.58	30,311.14	30,000.00	8,407.50	10,000.00	2,000.00	-80.00%
YOUTH WINTER PROGRAMS	0-00-27.59	160.00	0.00	1,725.00	2,000.00	1,500.00	-25.00%
TOTAL REC PROGRAMS & EVENTS		**113,200.63**	**88,000.00**	**71,327.64**	**68,500.00**	**99,500.00**	**45.26%**
GARDNER PARK							
GP FIELD RENTAL	0-00-27.64	4,148.40	8,000.00	9,015.80	8,000.00	8,000.00	0.00%
GP GREEN SPACE RENTAL	0-00-27.67	350.00	2,000.00	773.37	500.00	500.00	0.00%
GP RESALE GOODS	0-00-27.68	298.25	500.00	679.00	500.00	500.00	0.00%
TOTAL GARDNER PARK		**4,796.65**	**10,500.00**	**10,468.17**	**9,000.00**	**9,000.00**	**0.00%**
WATERFRONT							
GATEWAY UTILITY REIMBURSE	0-00-27.81	8,139.11	8,000.00	0.00	0.00	0.00	#DIV/0!
COMMERCIAL SLIPS	0-00-27.85	5,330.00	5,330.00	5,714.66	5,330.00	5,330.00	0.00%
COMMERCIAL UTILITIES	0-00-27.86	238.23	0.00	766.34	300.00	500.00	66.67%
DINGHY DOCK	0-00-27.88	300.00	750.00	450.00	750.00	500.00	-33.33%
GATEWAY CENTER	0-00-27.90	16,175.00	14,400.00	4,535.00	5,000.00	5,000.00	0.00%
GASOLINE SALES	0-00-27.96	42,071.95	60,000.00	8,639.19	45,000.00	45,000.00	0.00%
WF RESALE GOODS	0-00-27.97	1,454.25	2,000.00	476.90	2,000.00	1,000.00	-100.00%
WF TRANSIENT	0-00-27.98	730.00	6,000.00	785.00	4,000.00	1,000.00	-75.00%
WF SEASONALS	0-00-27.99	49,903.00	38,000.00	30,855.20	38,000.00	30,000.00	-21.05%
PUMPOUTS		0.00	100.00	0.00	0.00	0.00	#DIV/0!
TOTAL WATERFRONT		**124,341.54**	**134,580.00**	**52,222.29**	**100,380.00**	**88,330.00**	**-12.00%**
TOTAL RECREATION REV		**408,319.50**	**391,030.00**	**319,790.64**	**341,030.00**	**375,830.00**	**10.20%**

EXPENSES	ACCT CODE	FY19-20 ACTUALS	FY20-21 BUDGET	FY20-21 ACTUALS	FY21-22 BUDGET	FY22-23 PROPOSED	PERCENT CHANGE
ADMIN							
SALARIES	0-70-70.10	20,139.72	43,127.00	5,219.79	78,603.00	56,650.00	-27.93%
COVID-19 PAY	0-70-70.11	1,872.85	0.00	738.24	0.00	0.00	#DIV/0!
VACATION	0-70-70.12	8,591.35	0.00	9,293.64	0.00	0.00	#DIV/0!
HOLIDAY	0-70-70.13	2,771.87	0.00	3,038.49	0.00	0.00	#DIV/0!
SICK PAY	0-70-70.14	2,451.04	0.00	4,467.79	0.00	0.00	#DIV/0!
LONGEVITY PAY	0-70-70.15	400.00	300.00	583.33	300.00	0.00	-100.00%
ADMIN DUTIES	0-70-70.16	31,882.47	0.00	41,963.88	0.00	0.00	#DIV/0!
PROFESSIONAL DEVELOPMENT	0-70-70.17	599.70	0.00	789.07	0.00	0.00	#DIV/0!
THIRD PARTY EVENTS	0-70-70.18	96.70	0.00	0.00	0.00	0.00	#DIV/0!
OFFICE SUPPLIES	0-70-70.20	805.25	1,000.00	463.67	1,000.00	1,000.00	0.00%
EMPLOYEE WORK ATTIRE	0-70-70.21	75.99	100.00	48.52	100.00	100.00	0.00%
COVID-19 EXPENSE	0-70-70.22	548.99	0.00	622.37	0.00	500.00	#DIV/0!
COMMUNICATIONS	0-70-70.34	3,726.01	4,000.00	12,314.84	3,600.00	3,600.00	0.00%
TRAVEL & MISC.	0-70-70.40	1,068.33	800.00	51.29	1,000.00	1,000.00	0.00%
SOCIAL SECURITY	0-70-70.52	5,273.50	3,323.00	5,409.59	6,013.00	4,333.73	-27.93%
MUNICIPAL RETIREMENT	0-70-70.53	2,949.64	3,243.00	3,210.75	6,542.00	4,533.32	-30.70%
HEALTH INSURANCE	0-70-70.54	23.66	0.00	15.58	0.00	23,039.00	#DIV/0!
WORKMAN'S COMP INSURANCE	0-70-70.55	2,319.89	2,674.00	3,590.95	5,289.00	2,500.00	-52.73%
UNEMPLOYMENT COMPENSATION	0-70-70.56	33.46	72.00	129.02	72.00	130.00	80.56%
LIFE/AD&D/DISABILITY INS	0-70-70.57	294.58	359.00	275.71	600.00	300.00	-50.00%
HRA EXPENSE	0-70-70.58	0.00	0.00	0.00	0.00	2,100.00	#DIV/0!
HEALTH INSURANCE OPT OUT	0-70-70.59	3,864.00	2,392.00	2,256.00	4,680.00	0.00	-100.00%
PROFESSIONAL EXPENSES	0-70-70.60	1,004.54	3,000.00	8,699.26	2,000.00	2,000.00	0.00%
REPAIR & MAINTENANCE	0-70-70.68	962.26	1,000.00	2,320.05	1,000.00	1,000.00	0.00%
NEW EQUIPMENT	0-70-70.82	827.46	1,200.00	606.21	1,200.00	1,200.00	0.00%
OTHER EXPENSES	0-70-70.83	1,305.37	200.00	1,497.29	200.00	1,000.00	400.00%
PUBLICATIONS	0-70-70.86	50.00	200.00	99.82	200.00	200.00	0.00%

		FY19-20 ACTUALS	FY20-21 BUDGET	FY20-21 ACTUALS	FY21-22 BUDGET	FY22-23 PROPOSED	PERCENT CHANGE
SOFTWARE	0-70-70.90	0.00	0.00	1,248.00	5,000.00	5,000.00	0.00%
PROPERTY & CASUALTY INS	0-70-70.89	6,538.10	7,000.00	7,248.29	7,000.00	7,000.00	0.00%
TOTAL REC ADMIN.		**100,476.73**	**73,990.00**	**116,201.44**	**124,399.00**	**117,186.04**	**-5.80%**
SENIOR CITIZENS CENTER							
SALARIES	0-70-71.10	3,960.00	5,500.00	376.00	5,500.00	5,500.00	0.00%
EVENTS	0-70-71.20	1,111.84	1,000.00	1,000.00	1,000.00	1,000.00	0.00%
RENTAL	0-70-71.21	0.00	250.00	0.00	250.00	250.00	0.00%
SOCIAL SECURITY	0-70-71.52	303.12	421.00	39.55	421.00	421.00	0.00%
WORKERS COMP	0-70-71.55	281.44	341.00	236.46	341.00	341.00	0.00%
UNEMPLOYMENT	0-70-71.56	33.46	0.00	129.02	88.00	88.00	0.00%
REPARIS & MAINTENANCE	0-70-71.58	0.00	0.00	5,335.00	0.00	0.00	#DIV/0!
TOTAL SENIOR CITIZENS CTR.		**5,689.86**	**7,512.00**	**7,116.03**	**7,600.00**	**7,600.00**	**0.00%**
VOREC GRANT							
VOREC GRANT	0-70-71.10	16,570.00	0.00	8,457.50	0.00	0.00	#DIV/0!
TOTAL VOREC GRANT		**16,570.00**	**0.00**	**8,457.50**	**0.00**	**0.00**	**#DIV/0!**
PROUTY BEACH							
SALARIES	0-70-73.10	10,102.89	64,935.00	12,311.69	40,000.00	36,765.00	-8.09%
PB SEASONAL MAINT STAFF	0-70-73.11	92.75	0.00	0.00	18,500.00	22,400.00	21.08%
PB SEASONAL T B STAFF	0-70-73.13	15,798.78	0.00	12,389.57	12,000.00	19,320.00	61.00%
CAMPGROUND EVENTS	0-70-73.14	210.28	0.00	0.00	0.00	0.00	#DIV/0!
MOWING & TRIMMING	0-70-73.16	0.00	0.00	402.12	0.00	0.00	#DIV/0!
PB OPERATIONS	0-70-73.17	34,504.55	0.00	35,752.44	0.00	0.00	#DIV/0!
GASOLINE	0-70-73.18	1,355.55	1,600.00	1,717.47	1,400.00	1,500.00	7.14%
SECURITY	0-70-73.19	274.14	0.00	0.00	0.00	0.00	#DIV/0!
OPERATING SUPPLIES	0-70-73.21	4,057.17	4,000.00	3,535.53	4,000.00	4,000.00	0.00%
REPAIR & MAINTENANCE SUPPLIES	0-70-73.22	8,237.87	8,000.00	12,853.83	8,000.00	8,000.00	0.00%
SMALL TOOLS & EQUIP.	0-70-73.23	439.05	500.00	1,471.09	500.00	500.00	0.00%
EQUIPMENT MAINTENANCE	0-70-73.25	733.53	400.00	1,009.32	500.00	1,000.00	100.00%
COVID-19 REFUNDS	0-70-73.27	8,745.23	0.00	2,008.00	0.00	0.00	#DIV/0!
COMMUNICATIONS	0-70-73.34	4,895.06	5,500.00	8,969.20	6,500.00	5,500.00	-15.38%
SOCIAL SECURITY	0-70-73.52	5,338.52	4,968.00	5,862.60	5,394.00	6,004.10	11.31%
MUNICIPAL RETIREMENT	0-70-73.53	2,508.80	2,712.00	2,628.51	3,954.00	2,941.20	-25.61%
HEALTH INSURANCE	0-70-73.54	5,462.43	5,385.00	383.31	0.00	0.00	#DIV/0!
WORKMAN'S COMP INSURANCE	0-70-73.55	3,322.72	4,026.00	3,027.55	4,371.00	3,500.00	-19.93%
UNEMPLOYMENT COMPENSATION	0-70-73.56	33.46	100.00	129.02	100.00	200.00	100.00%
LIFE/AD&D/DISABILITY INS	0-70-73.57	338.78	324.00	317.10	350.00	350.00	0.00%
HRA EXPENSE	0-70-73.58	0.00	675.00	0.00	0.00	0.00	#DIV/0!
HEALTH INSURANCE OPT OUT	0-70-73.59	708.00	234.00	2,962.00	2,600.00	1,950.00	-25.00%
REPAIR & MAINTENANCE	0-70-73.68	184.99	0.00	2,460.15	0.00	1,000.00	#DIV/0!
UTILITIES	0-70-73.76	17,746.82	16,000.00	18,414.40	18,000.00	18,500.00	2.78%
REFUNDS	0-70-73.78	2,061.66	0.00	3,630.29	0.00	0.00	#DIV/0!
OTHER EXPENSES	0-70-73.79	1,385.89	200.00	4,964.62	200.00	200.00	0.00%
SOFTWARE	0-70-73.81	0.00	0.00	0.00	1,400.00	1,400.00	0.00%
PB NEW EQUIPMENT	0-70-73.82	829.77	5,000.00	5,573.01	5,000.00	5,000.00	0.00%
IMPROVEMENTS	0-70-73.83	90.84	3,000.00	7,967.52	3,000.00	5,000.00	66.67%
WASTE DISPOSAL	0-70-73.84	2,450.04	2,500.00	1,019.69	2,500.00	2,500.00	0.00%
LEASE EQUIPMENT	0-70-73.85	0.00	0.00	60.00	0.00	0.00	#DIV/0!
PB RESALE GOODS	0-70-73.87	1,264.40	800.00	1,828.56	1,000.00	1,500.00	50.00%
PB PPE & ATTIRE	0-70-73.88	92.14	300.00	129.55	300.00	300.00	0.00%
PB VEHICLE MAINT	0-70-73.89	0.00	500.00	274.71	500.00	500.00	0.00%
PB PEST CONTROL	0-70-73.90	8.53	400.00	280.68	200.00	300.00	50.00%
PB CAMPGROUND EVENTS	0-70-73.91	859.84	300.00	0.00	500.00	500.00	0.00%
TOTAL PROUTY BEACH		**133,095.67**	**132,359.00**	**154,333.53**	**140,769.00**	**150,630.30**	**7.01%**
RECREATION PROGRAMS							
SALARIES	0-70-76.10	12,650.22	67,250.00	1,822.54	15,000.00	15,000.00	0.00%
SUMMER CAMP SALARY	0-70-76.11	23,400.25	0.00	25,229.96	0.00	29,760.00	#DIV/0!
SUMMER PROGRAM SALARY	0-70-76.12	698.50	0.00	652.42	0.00	0.00	#DIV/0!
WINTER PROGRAM SALARY	0-70-76.13	8,028.24	0.00	1,702.83	0.00	0.00	#DIV/0!
ANNUAL EVENTS SALARY	-70-76.14	8,108.74	0.00	3,873.55	0.00	0.00	#DIV/0!
ADULT PROGRAMS	0-70-76.17	768.19	2,000.00	217.32	1,000.00	1,000.00	0.00%
PROGRAM REFUNDS	0-70-76.18	250.00	0.00	205.00	0.00	0.00	#DIV/0!
OPERATING SUPPLIES	0-70-76.21	23.76	0.00	0.00	0.00	0.00	#DIV/0!
BASKETBALL EXPENSES	0-70-76.22	0.00	0.00	62.68	0.00	0.00	#DIV/0!
COVID-19 REFUNDS	0-70-76.27	436.70	0.00	25.00	0.00	0.00	#DIV/0!
ANNUAL EVENTS	0-70-76.32	38,454.98	47,500.00	38,260.67	45,000.00	45,000.00	0.00%
OTHER PROGRAMS	0-70-76.24	206.27	100.00	0.00	100.00	100.00	0.00%
DISCOUNT TICKETS	0-70-76.38	10,589.00	5,500.00	16,725.95	10,000.00	8,000.00	-20.00%
SUMMER PROGRAMS	0-70-76.39	3,104.78	2,000.00	4,460.78	4,000.00	4,000.00	0.00%
WINTER PROGRAM	0-70-76.40	107.07	0.00	254.80	1,000.00	500.00	-50.00%
PLAYWORLD	0-70-76.41	923.02	500.00	219.98	800.00	300.00	-62.50%
SOCIAL SECURITY	0-70-76.52	3,721.35	5,145.00	3,288.06	1,148.00	3,500.64	204.93%
MUNICIPAL RETIREMENT	0-70-76.53	2,690.42	2,348.00	2,228.62	0.00	0.00	#DIV/0!
HEALTH INSURANCE	0-70-76.54	2,468.39	2,486.00	1,256.92	0.00	0.00	#DIV/0!
WORKMAN'S COMP INSURANCE	0-70-76.55	0.00	4,170.00	0.00	1,240.00	1,240.00	0.00%
UNEMPLOYMENT COMPENSATION	0-70-76.56	0.00	48.00	0.00	48.00	100.00	108.33%
LIFE/AD&D/DISABILITY INS	0-70-76.57	215.80	264.00	420.56	0.00	0.00	#DIV/0!
HRA EXPENSE	0-70-76.58	0.00	656.00	0.00	0.00	0.00	#DIV/0!
HEALTH INSURANCE OPT OUT	0-70-76.59	468.00	1,014.00	702.00	0.00	0.00	#DIV/0!
SUMMER CAMP	0-70-76.52	5,245.29	5,000.00	7,443.92	0.00	5,000.00	#DIV/0!
RP EQUIPMENT REPAIR		0.00	500.00	97.80	200.00	200.00	0.00%
TOTAL RECREATION PROGRAMS		**122,558.97**	**146,481.00**	**109,151.36**	**79,536.00**	**113,700.64**	**42.95%**

		FY19-20 ACTUALS	FY20-21 BUDGET	FY20-21 ACTUALS	FY21-22 BUDGET	FY22-23 PROPOSED	PERCENT CHANGE
GARDNER PARK							
SALARIES	0-70-78.10	4,461.92	58,614.00	8,079.23	45,900.00	61,508.62	34.01%
GP SEASONAL MAINT STAFF	0-70-78.11	35,255.31	0.00	30,876.21	23,040.00	18,000.00	-21.88%
GP ADMIN STAFF	0-70-78.12	2,845.57	0.00	5,246.94	4,800.00	0.00	-100.00%
ICE RINK MAINTENANCE	0-70-78.13	8,856.15	0.00	6,072.25	0.00	0.00	#DIV/0!
ON-CALL PAY	0-70-78.15	690.00	0.00	765.00	0.00	0.00	#DIV/0!
GASOLINE	0-70-78.18	1,967.30	2,250.00	1,526.03	2,000.00	2,000.00	0.00%
FUEL OIL	0-70-78.19	1,388.01	500.00	783.88	1,500.00	1,500.00	0.00%
OPERATING SUPPLIES	0-70-78.21	1,486.13	3,250.00	2,247.47	3,250.00	2,500.00	-23.08%
REPAIR & MAINT SUPPLIES	0-70-78.22	2,799.47	7,500.00	4,572.25	7,500.00	5,000.00	-33.33%
SMALL TOOLS & EQUIPMENT	0-70-78.23	893.63	500.00	1,620.76	700.00	1,000.00	42.86%
COVID 19 REFUND	0-70-78.28	320.00	0.00	0.00	0.00	0.00	#DIV/0!
SECURITY	0-70-78.29	491.76	0.00	809.75	0.00	0.00	#DIV/0!
GP EQUIPMENT MAINTENANCE	0-70-78.30	2,870.71	2,000.00	1,356.10	3,000.00	2,500.00	-16.67%
OVERTIME	0-70-78.33	31.14	0.00	112.25	0.00	0.00	#DIV/0!
COMMUNICATIONS	0-70-78.34	3,790.23	3,000.00	3,860.97	4,000.00	4,000.00	0.00%
SOCIAL SECURITY	0-70-78.52	3,859.23	4,484.00	3,995.45	5,642.00	6,082.41	7.81%
MUNICIPAL RETIREMENT	0-70-78.53	4,175.85	4,043.00	4,074.09	3,665.00	4,920.69	34.26%
HEALTH INSURANCE	0-70-78.54	7,722.46	7,871.00	5,378.02	8,673.00	8,198.88	-5.47%
WORKMAN'S COMP INSURANCE	0-70-78.55	2,999.28	3,635.00	3,166.69	4,588.00	3,500.00	-23.71%
UNEMPLOYMENT COMPENSATION	0-70-78.56	33.46	86.00	129.02	86.00	150.00	74.42%
LIFE/AD&D/DISABILITY INS	0-70-78.57	481.39	477.00	450.57	450.00	600.00	33.33%
HRA EXPENSE	0-70-78.58	0.00	1,162.00	0.00	1,000.00	1,000.00	0.00%
HEALTH INSURANCE OPT OUT	0-70-78.59	264.00	572.00	396.00	0.00	650.00	#DIV/0!
REPAIR & MAINTENANCE	0-70-78.68	0.00	0.00	3,041.47	0.00	0.00	#DIV/0!
UTILITIES	0-70-78.76	2,627.15	2,000.00	2,361.24	2,700.00	2,700.00	0.00%
OTHER EXPENSES	0-70-78.79	939.74	100.00	303.68	100.00	100.00	0.00%
IMPROVEMENTS	0-70-78.82	4,552.97	3,000.00	1,308.63	3,000.00	3,000.00	0.00%
GP RESTORATION GRANT	0-70-78.84	8,124.34	0.00	21,277.68	0.00	0.00	#DIV/0!
GP NEW EQUIPMENT	0-70-78.83	143.50	5,200.00	807.51	5,200.00	5,200.00	0.00%
WASTE DISPOSAL	0-70-78.85	1,300.00	1,200.00	1,350.00	1,300.00	1,300.00	0.00%
LEASE EQUIPMENT	0-70-78.86	0.00	0.00	312.50	0.00	100.00	#DIV/0!
GP RESALE GOODS	0-70-78.89	301.04	0.00	462.66	300.00	300.00	0.00%
GP PPE & ATTIRE	0-70-78.90	218.60	200.00	156.53	200.00	200.00	0.00%
GP VEHICLE MAINTENANCE	0-70-78.91	1,242.36	500.00	-486.76	500.00	500.00	0.00%
GP PEST CONTROL	0-70-78.92	0.00	200.00	280.68	100.00	300.00	200.00%
TOTAL GARDNER PARK		**107,132.70**	**112,344.00**	**116,694.75**	**133,194.00**	**136,810.59**	**2.72%**
WATERFRONT							
SALARIES	0-70-79.10	13,320.81	42,024.00	13,975.59	22,495.00	22,000.00	-2.20%
GATEWAY MAINTENANCE	0-70-79.11	0.00	0.00	6,884.41	0.00	1,000.00	#DIV/0!
SEASONAL DOCK STAFF	0-70-79.12	13,692.25	0.00	13,545.87	8,100.00	8,100.00	0.00%
GROUNDS MAINTENANCE	0-70-79.13	3,590.69	0.00	2,605.58	0.00	0.00	#DIV/0!
OPERATING SUPPLIES	0-70-79.21	2,139.48	1,500.00	880.01	2,000.00	2,000.00	0.00%
REPAIR & MAIN. SUPPLIES	0-70-79.22	4,965.64	5,000.00	1,484.27	5,000.00	5,000.00	0.00%
COVID-19 REFUNDS	0-70-79.27	10,750.00	0.00	1,340.00	0.00	0.00	#DIV/0!
COMMUNICATIONS	0-70-79.34	2,488.73	2,900.00	2,921.25	2,700.00	2,900.00	7.41%
SOCIAL SECURITY	0-70-79.52	2,696.47	3,215.00	3,020.20	2,341.00	2,380.00	1.67%
MUNICIPAL RETIREMENT	0-70-79.53	1,097.04	974.00	2,399.97	1,800.00	0.00	-100.00%
HEALTH INSURANCE	0-70-79.54	842.39	829.00	383.31	0.00	0.00	#DIV/0!
WORKMAN'S COMP INSURANCE	0-70-79.55	2,150.37	2,606.00	1,313.87	1,897.00	1,400.00	-26.20%
UNEMPLOYMENT COMPENSATION	0-70-79.56	33.46	20.00	129.02	100.00	150.00	50.00%
LIFE/AD&D/DISABILITY INS	0-70-79.57	95.81	143.00	264.27	225.00	200.00	-11.11%
HRA EXPENSE	0-70-79.58	0.00	280.00	0.00	0.00	0.00	#DIV/0!
HEALTH INSURANCE OPT OUT	0-70-79.59	216.00	468.00	324.00	1,300.00	0.00	-100.00%
REPAIR & MAINTENANCE	0-70-79.68	35.74	0.00	236.50	0.00	0.00	#DIV/0!
UTILITIES	0-70-79.76	6,518.71	6,000.00	5,995.27	6,500.00	6,500.00	0.00%
RESALE GASOLINE	0-70-79.77	36,342.55	40,000.00	6,514.36	30,000.00	30,000.00	0.00%
WF RESALE GOODS	0-70-79.78	537.36	1,000.00	747.94	500.00	1,500.00	200.00%
OTHER EXPENSES	0-70-79.79	143.79	200.00	2,881.57	200.00	200.00	0.00%
WF GREETER PROGRAM	0-70-79.80	192.00	300.00	3,087.86	100.00	2,000.00	1900.00%
WF PPE & ATTIRE	0-70-79.81	80.00	200.00	542.56	200.00	200.00	0.00%
WF IMPROVEMENTS	0-70-79.82	1,568.01	3,000.00	1,090.23	3,000.00	3,000.00	0.00%
GATEWAY MAINT. ITEMS	0-70-79.89	2,973.44	1,000.00	3,517.59	2,000.00	2,000.00	0.00%
GATEWAY CENTER HEAT & Utilities	0-70-79.90	4,584.99	3,000.00	9,025.99	4,500.00	4,500.00	0.00%
WASTE DISPOSAL	0-70-79.91	3,650.00	3,600.00	3,400.00	3,650.00	3,650.00	0.00%
WF PERMITS & INSPECTION	0-70-79.94	50.00	1,500.00	50.00	100.00	100.00	0.00%
WF SMALL TOOLS & EQUIPMENT	0-70-79.95	13.29	400.00	239.93	400.00	400.00	0.00%
WF NEW EQUIPMENT	0-70-79.96	412.90	300.00	180.49	300.00	300.00	0.00%
WF EQUIPMENT MAINT	0-70-79.97	212.63	300.00	539.33	300.00	300.00	0.00%
WF PEST CONTROL	0-70-79.98	0.00	200.00	422.12	100.00	200.00	100.00%
GATEWAY PERMITS & INSPECTIONS	0-70-79.99	659.00	500.00	1,969.00	700.00	700.00	0.00%
AQUATIC NUISANCE		0.00	9,000.00	10,344.00	1,200.00	1,200.00	0.00%
TOTAL WATERFRONT		**116,053.55**	**130,459.00**	**102,256.36**	**101,708.00**	**101,880.00**	**0.17%**
TOTAL RECREATION EXP		**601,577.48**	**603,145.00**	**614,210.97**	**587,206.00**	**627,807.58**	**6.91%**
Actuals vs. Proposed		601,577.48	603,145.00	614,210.97	587,206.00	627,807.58	6.91%
NET PROPOSED		-193,257.98	-212,115.00	-294,420.33	-246,176.00	-251,977.58	2.36%

ALL OTHER EXPENSES	ACCT CODE	FY19-20 ACTUALS	FY20-21 BUDGET	FY20-21 ACTUALS	FY21-22 BUDGET	FY22-23 PROPOSED	PERCENT CHANGE
CITY LANDSCAPER							
SALARIES	0-60-10.10	32,526.02	33,100.00	31,282.72	34,097.00	35,125.00	3.01%
VACATION	0-60-10.12	0.00	0.00	1,188.32	0.00	0.00	#DIV/0!
HOLIDAY	0-60-10.13	115.40	0.00	424.40	0.00	0.00	#DIV/0!
SICK PAY	0-60-10.14	0.00	0.00	169.76	0.00	0.00	#DIV/0!
WORKERS COMP	0-60-10.15	3,155.98	2,053.00	1,645.20	2,114.00	1,700.00	-19.58%
SOCIAL SECURITY	0-60-10.16	2,303.31	2,533.00	2,649.55	2,838.00	3,146.00	10.85%
RETIREMENT	0-60-10.17	2,478.11	3,421.00	2,511.50	3,637.00	2,810.00	-22.74%
HEALTH INSURANCE	0-60-10.18	5,687.91	3,706.00	5,460.28	4,150.00	6,149.00	48.17%
UNEMPLOYMENT	0-60-10.19	33.46	282.00	129.02	100.00	150.00	50.00%
LIFE/DISABILITY	0-60-10.20	308.88	285.00	289.11	310.00	310.00	0.00%
HRA EXPENSE	0-60-10.21	0.00	925.00	0.00	925.00	500.00	-45.95%
SUPPLIES	0-60-10.22	4,208.76	1,000.00	802.00	1,000.00	1,000.00	0.00%
MATERIALS/Plants/Soil/fertilizer	0-60-10.23	17,258.05	14,000.00	16,413.32	14,000.00	14,000.00	0.00%
EQUIPMENT	0-60-10.24	237.50	0.00	342.37	500.00	500.00	0.00%
OTHER/GREENHOUSE	0-60-10.25	28,985.16	500.00	632.98	500.00	500.00	0.00%
SEASONAL SALARIES	0-60-10.26	3,170.50	0.00	8,299.96	3,000.00	6,000.00	100.00%
PROPANE	0-60-10.27	1,597.56	0.00	1,828.27	2,000.00	2,000.00	0.00%
VEHICLE FUEL		0.00	0.00	0.00	500.00	500.00	0.00%
VEHICLE REPAIR	0-60-10.28	0.00	0.00	362.42	1,000.00	1,000.00	0.00%
TOTAL CITY LANDSCAPER		**102,066.60**	**61,805.00**	**74,431.18**	**70,671.00**	**75,390.00**	**6.68%**
CONSERVATION & DEVEL							
BIKE PATH RR-ROW, ETC	0-80-86.84	6,388.43	9,000.00	4,839.79	7,000.00	6,000.00	-14.29%
VLCT MEMBERSHIP	0-80-86.89	6,527.00	6,500.00	6,796.00	6,700.00	6,800.00	1.49%
TREE MAINTENANCE, ETC.	0-80-86.90	271.17	0.00	0.00	0.00	0.00	#DIV/0!
APPROP. NVDA	0-80-86.91	3,450.00	3,600.00	3,450.00	3,600.00	4,555.00	26.53%
Misc Flower Beds	0-80-86.95	1,881.00	0.00	910.00	0.00	0.00	#DIV/0!
MAIN STREET LIGHTS	0-80-86.96	57.10	2,000.00	4,008.95	0.00	0.00	#DIV/0!
VOLUNTEER BAND	0-80-86.98	500.00	500.00	0.00	500.00	500.00	0.00%
STREET BANNERS & LIGHTS	0-80-86.83	3,868.32	3,000.00	7,070.32	5,000.00	5,000.00	0.00%
TOTAL CONSER & DEVEL		**22,943.02**	**24,600.00**	**27,075.06**	**22,800.00**	**22,855.00**	**0.24%**
HEALTH & WELFARE							
HEALTH OFFICER EXP	0-82-68.00	0.00	0.00	75.00	0.00	0.00	#DIV/0!
HEALTH OFFICER SALARY	0-82-68.10	3,325.04	3,605.00	3,383.37	3,605.00	3,605.00	0.00%
SOCIAL SECURITY		162.85	276.00	0.00	200.00	200.00	0.00%
WORKER'S COMP		636.82	0.00	0.00	660.00	660.00	0.00%
TOTAL HEALTH & WEL		**4,124.71**	**3,881.00**	**3,458.37**	**4,465.00**	**4,465.00**	**0.00%**
RECYCLING PROJECT							
RECYCLING EXPENSE	0-82-69.00	17,029.44	16,000.00	21,597.89	17,500.00	17,500.00	0.00%
SALARIES	0-82-69.10	15,996.91	16,480.00	15,020.17	16,975.00	16,975.00	0.00%
SOCIAL SECURITY	0-82-69.52	644.63	1,261.00	1,191.39	1,299.00	1,299.00	0.00%
WORKER'S COMP	0-82-69-55	1,925.20	1,958.00	1,649.88	2,000.00	1,800.00	-10.00%
UNEMPLOYMENT INSUR	0-82-69-56	66.92	282.00	258.05	150.00	260.00	73.33%
HAZARDOUS WASTE DIS	0-82-69.50	20,473.98	18,000.00	9,929.90	16,000.00	16,000.00	0.00%
HAZARDOUS WASTE MAILING	0-82-69.51	0.00	150.00	378.23	150.00	400.00	166.67%
WASTE DISPOSAL	0-82-69.91	11,221.26	13,000.00	8,260.45	13,000.00	10,000.00	-23.08%
TOTAL RECYCLING		**67,358.34**	**67,131.00**	**58,285.96**	**67,074.00**	**64,234.00**	**-4.23%**
OTHER EXPENSES							
ORLEANS COUNTY TAX	0-90-97.00	50,830.07	55,000.00	51,140.04	53,000.00	54,590.00	3.00%
TAX SALE REDEMPTION	0-90-97.29	3,841.53	0.00	52,606.18	0.00	0.00	#DIV/0!
OWNTOWN DESIGNATION COMMITMENT	0-90-97.98	60,000.00	60,000.00	60,000.00	60,000.00	60,000.00	0.00%
ADVERTISE CITY ORDINANCE	0-90-97.32	0.00	200.00	0.00	0.00	0.00	#DIV/0!
P&C INSURANCE	0-90-97.95	12,443.36	18,000.00	12,155.26	14,000.00	14,000.00	0.00%
PUBLIC OFFICIALS LIA	0-90-98.00	4,732.86	7,000.00	4,535.73	6,000.00	6,000.00	0.00%
CLAIMS & DAMAGE	0-90-97.50	1,000.00	1,500.00	0.00	1,500.00	1,500.00	0.00%
MISC.	0-90-97.79	638.59	0.00	5,115.30	0.00	0.00	#DIV/0!
NEWPORT AMBULANCE	0-90-97.75	136,155.00	140,300.00	140,240.00	144,600.00	148,938.00	3.00%
EMP. PRACTICES INS.	0-90-98.01	10,112.03	12,000.00	9,614.03	11,000.00	11,000.00	0.00%
TOTAL OTHER EXPENSE		**279,753.44**	**294,000.00**	**335,406.54**	**290,100.00**	**296,028.00**	2.04%
DEBT SERVICE							
FIRE CHIEFS VEHICLE PRINC	0-90-90.31	5,919.61	6,024.00	6,536.66	6,050.00	4,000.00	-33.88%
FIRE CHIEFS VEHICLE INT	0-90-90.32	366.59	262.00	299.58	250.00	150.00	-40.00%
LONG BRIDGE PRINCIPAL	0-90-90.40	50,000.00	50,000.00	50,000.00	50,000.00	0.00	-100.00%
LONG BRIDGE INTEREST	0-90-90.41	4,192.48	2,588.00	2,587.99	879.00	0.00	-100.00%
EQ 41 2020 Police Cruiser Princ	0-90-90.45	0.00	7,600.00	8,544.19	8,100.00	10,500.00	29.63%
EQ 41 2020 Police Cruiser Int	0-90-90.46	0.00	700.00	408.41	855.00	1,500.00	75.44%
EQ 42 2021 Police Cruiser Princ	0-90-90.50	0.00	0.00	5,759.21	5,500.00	10,500.00	90.91%
EQ 42 2021 Police Cruiser Int	0-90-90.51	0.00	0.00	241.09	600.00	1,500.00	150.00%
EQ 43 2017 Police Cruiser Princ	0-90-90.52	5,929.87	0.00	0.00	0.00	0.00	#DIV/0!
EQ 43 2017 Police Cruiser Int	0-90-90.53	23.73	0.00	0.00	0.00	0.00	#DIV/0!
LATE PAYMENTS	0-90-90.55	375.37	0.00	2,382.21	0.00	0.00	#DIV/0!
CURRENT EXPENSE NOTE INTEREST	0-90-90.90	752.86	0.00	0.00	0.00	0.00	#DIV/0!
EQ 44 2017 Police Cruiser Princ	0-90-90.56	9,720.31	1,694.00	2,465.31	0.00	0.00	#DIV/0!
EQ 44 2017 Police Cruiser Int	0-90-90.57	217.97	11.00	19.26	0.00	0.00	#DIV/0!
EQ 40 2018 Police Cruiser Princ	0-90-90.60	8,371.09	8,595.00	8,592.36	2,800.00	0.00	-100.00%
EQ 40 2018 Police Cruiser Int	0-90-90.61	420.59	197.00	199.30	135.00	0.00	-100.00%
EQ 43 Police Cruiser Princ		3,505.34	9,800.00	0.00	9,800.00	9,800.00	0.00%

ALL OTHER EXPENSES	ACCT CODE	FY19-20 ACTUALS	FY20-21 BUDGET	FY20-21 ACTUALS	FY21-22 BUDGET	FY22-23 PROPOSED	PERCENT CHANGE
EQ 43Police Cruiser Int		224.91	600.00	0.00	600.00	600.00	0.00%
POLICE TASER LEASE	0-90-90.35	0.00	0.00	0.00	3,500.00	3,500.00	0.00%
POLICE LOCKER ROOM PRINCIPAL		0.00	0.00	0.00	29,167.00	29,167.00	0.00%
POLICE LOCKER ROOM INTEREST		0.00	0.00	0.00	2,256.00	2,256.00	0.00%
LANDSCAPER VEHICLE PRINC		0.00	9,500.00	0.00	0.00	0.00	#DIV/0!
LANDSCAPER VEHICLE INT		0.00	500.00	0.00	0.00	0.00	#DIV/0!
REC VEHICLE PRINCIPAL	0-90-90.92	4,867.32	1,293.00	1,596.54	0.00	0.00	#DIV/0!
REC VEHICLE INTEREST	0-90-90.93	128.52	15.00	13.16	0.00	0.00	#DIV/0!
TENNIS COURT SINKING FD	0-90-90.89	23,788.00	1,440.00	0.00	1,440.00	1,440.00	0.00%
REC HARBORMASTER BOAT PRINCIPAL		0.00	0.00	0.00	20,680.00	0.00	-100.00%
REC HARBORMASTER BOAT INTEREST		0.00	0.00	0.00	1,360.00	0.00	-100.00%
FIRE DEPT GEAR LEASE	0-90-90.70	0.00	24,500.00	24,645.72	24,500.00	24,700.00	0.82%
2011 FIRE TRUCK PRINCIPAL	0-90-90.80	35,000.00	35,000.00	35,000.00	0.00	0.00	#DIV/0!
2010-2 FIRE TRUCK INTEREST	0-90-90.81	1,433.41	1,365.00	2,664.24	0.00	0.00	#DIV/0!
2014 FIRE TRUCK PRINCIPAL	0-90-90.96	38,053.36	37,276.00	73,890.34	38,204.00	38,204.00	0.00%
2014 FIRE TRUCK INTEREST	0-90-90.97	5,794.74	4,890.00	8,333.75	3,012.00	3,012.00	0.00%
TOTAL DEBT SERVICE		**199,086.07**	**203,850.00**	**234,179.32**	**209,688.00**	**140,829.00**	**-32.84%**
TOTAL ALL OTHER		**675,332.18**	**655,266.99**	**732,836.42**	**664,798.00**	**603,801.00**	**-9.18%**
CAPITAL EXPENDITURES							
PUBLIC WORKS VEH. & EQT.	0-92.98.03	50,304.12	155,000.00	111,891.35	155,000.00	155,000.00	0.00%
STREET RESURFACING	0-92-98.01	249,855.37	292,083.00	233,746.56	225,000.00	228,540.00	1.57%
STREET RECONSTRUC	0-92-98.09	14,430.26	50,000.00	5,642.27	35,000.00	35,000.00	0.00%
MAIN ST MAINTENANCE	0-92-98.10	25,310.29	20,000.00	2,727.50	20,000.00	15,000.00	-25.00%
BRIDGE/CULVERT/RETAINING WALL	0-92-98.12	65,049.84	5,000.00	0.00	5,000.00	50,000.00	900.00%
STREET CAPITAL DESIGN PROJECTS	0-92-98.81	2,793.43	80,000.00	15,166.33	122,083.00	80,000.00	-34.47%
GRANDSTAND/RED BARN DEMOLITION		26,241.47	0.00	0.00	25,000.00	0.00	-100.00%
CRUSHED TAR PILE		93,789.98	0.00	0.00	0.00	0.00	#DIV/0!
MUNICIPAL BUILDING MAINT	0-92-98.44	10,000.00	10,000.00	10,337.00	10,000.00	10,000.00	0.00%
FIRE HOUSE FLOOR REPAIR	0-92-98.72	0.00	0.00	52,000.00	0.00	0.00	#DIV/0!
FIRE HOUSE REPAIR & MAINT	0-92-98.84	0.00	25,000.00	0.00	5,000.00	20,000.00	300.00%
FIRE VEHICLE/EQUIPMENT		0.00	0.00	0.00	20,000.00	38,000.00	90.00%
POLICE VEHICLES, EQT	0-92-98.05	46,294.94	0.00	35,194.30	0.00	0.00	#DIV/0!
BULLET PROOF VEST REPLACE CYCLE	0-92-98.85	10,335.25	5,000.00	0.00	5,000.00	5,000.00	0.00%
PD RADIOS USDA GRANT MATCH	0-92-98.88	69,945.22	0.00	54,957.81	0.00	0.00	#DIV/0!
PD TECH EQUIP FLEET REPLACEMENT		0.00	5,000.00	0.00	5,000.00	5,000.00	0.00%
DISPATCH EQUIPMENT		0.00	5,000.00	0.00	5,000.00	10,000.00	100.00%
REC VEHICHLE/EQUIPMENT	0-92-98.40	8,368.50	12,500.00	9,409.19	12,500.00	12,500.00	0.00%
ACQUATIC WEED CONTROL	0-92-98.78	8,675.00	0.00	0.00	26,000.00	2,000.00	-92.31%
REPLACEMENT/NEW DOCKS	0-92-98.52	0.00	15,000.00	0.00	8,500.00	5,500.00	-35.29%
DOCK ELECTRICAL SYSTEM UPGRADE	0-92-98.80	9,400.00	0.00	0.00	0.00	0.00	#DIV/0!
WATERFRONT IMPROVEMENTS	0-92-98.21	0.00	10,000.00	10,040.00	10,000.00	32,000.00	220.00%
GATEWAY IMPROVEMENTS	0-92-98.20	0.00	0.00	0.00	3,000.00	6,000.00	100.00%
GARDNER PARK IMPROVEMENTS	0-92-98.53	382.96	10,000.00	0.00	10,000.00	30,000.00	200.00%
EVENT/PROGRAM EQUIPMENT	0-92-98.57	0.00	0.00	0.00	2,500.00	2,500.00	0.00%
PB BEACH IMPROVEMENT	0-92-98.65	6,473.24	18,500.00	18,980.67	10,000.00	10,000.00	0.00%
TOTAL CAPITAL EXPEND		**712,612.91**	**718,083.00**	**560,092.98**	**719,583.00**	**752,040.00**	**4.51%**
TOTAL EXPENDITURES		**6,061,328.12**	**5,822,333.00**	**5,895,492.91**	**5,814,945.00**	**5,987,122.86**	**2.96%**